



Pioneer Park Master Plan Survey Report

Prepared for:
City of Billings, Montana

CONTENTS

Introduction	1
Survey Methodology	3
Key Research Findings	6
Section 1: Citizens’ Philosophies Regarding Parks and Park Usage.....	10
Section 2: Pioneer Park Usage, Preferences and Satisfaction	13
Section 3: Current and Future Recreation Interests in Pioneer Park	23
Section 4: Community Input on Pioneer Park Features	32
Section 5: Maintenance and Appearance of Pioneer Park.....	37
Section 6: Demographics	43
Appendix A: Pioneer Park Master Plan Survey Instrument	52
Appendix B: Open-Ended Responses	59
Appendix C: Tabulations of final Survey Data	76

PIONEER PARK MASTER PLAN SURVEY REPORT

CONDUCTED FOR THE CITY OF BILLINGS, MONTANA

INTRODUCTION

BACKGROUND INFORMATION AND OBJECTIVES

The partnership of Corona Insights, the Land Group, Inc and Bardwell Consulting was retained by the City of Billings, Montana in September of 2009 to conduct a community survey of Billings residents aimed at assessing residents' future needs at Pioneer Park. This survey was the first step in a larger Master Planning process the City is undertaking to help the Billings Parks and Recreation Department determine how to manage, maintain and strategically allocate park resources at Pioneer Park to best meet the future needs of Billings' residents. Community input gathered in this survey will be used by the City of Billings Parks and Recreation Department to establish future recreation priorities, and to better understand the community's current and future desired uses for Pioneer Park.

NOTE: Corona Insights performed all aspects of the survey design, execution and reporting for the survey, while the Land Group, Inc. and its consultant David Selva lent consulting advice to the survey design and execution process to ensure the final data gathered in the survey aligned with future phases of the larger master plan project. Bardwell Consulting provided overriding administrative support and high-level project management during the project.

This report documents the final findings of the survey.

REPORT LAYOUT

This report is divided up into a number of major parts, which include the following:

- **Survey Methodology** – This section provides a detailed description of the approach used for this project in terms of goals, methodology, and demographic characteristics of respondents.
- **Key Research Findings** – This section provides a discussion of the major findings of the study.
- **Detailed Findings** – In this section, overall survey responses to each survey question are presented and findings are described in detail. For most questions, a chart or graph with the overall findings is presented to the reader.
- **Appendix A: Survey Instrument** – This section contains the survey instrument used for this project.
- **Appendix B: Open-Ended Responses** – Answers to any open-ended survey questions are provided (verbatim) in this appendix.
- **Appendix C:** Tabulations of final survey data (provided in total and by Ward).

SURVEY METHODOLOGY

PROJECT APPROACH

INSTRUMENT DESIGN

The survey instrument created for this project was designed through a collaborative process with key project members of Corona Insights and the City of Billings Parks and Recreation Department. The survey instrument was custom created to assess the following major goals for the survey: City of Billings residents' perceived recreation needs regarding Pioneer Park; to assess the residents' preferences for the strategic allocation of Pioneer Park resources; to examine priorities for current and future park maintenance levels; and to gauge current usage levels at Pioneer Park. The survey also was created to specifically obtain community input regarding specific features, potential future improvements and other issues of importance at Pioneer Park.

Key project staff from The Land Group, Inc also provided consultation during the design of the survey instrument, to ensure the final results of the survey would be useful to future phases of the City's Pioneer Park Master Plan.

SAMPLING METHOD AND SURVEY MODE

All surveys were conducted via mail using a random sample of addresses in the City of Billings. Survey sampling was implemented by Ward, where each of the City's 5 Wards received an equal amount of surveys (550 surveys were sent to each Ward) ensuring an equal proportion of households in each Ward received a survey. It was determined that Wards would be sampled equally after Corona Insights reviewed the most recent Ward population data provided by the City and found that each of the five Wards were highly similar in overall population.

Prior to implementation of the mail survey, Corona Insights mailed out introductory survey postcard announcements to the households randomly selected to participate in the survey. The postcard informed residents that they were about to receive a survey. Each postcard gave a brief description of the study, and emphasized that all survey responses were completely confidential. Approximately three to four days after households received the introductory postcard, surveys were mailed to every household in the City that was randomly selected to participate in the survey.

Overall, 2,750 surveys were distributed to households throughout the community. Each household received one survey, and was given a stamped return envelope to mail back the survey to Corona Insights. It should be noted that 121 surveys were returned as undeliverable (in almost all cases this was due a household being vacant). Overall, a total of 437 surveys were completed and analyzed and a respectable and expected overall response rate of 16.6 percent was attained for the survey.



STATISTICAL WEIGHTING

The raw results of any public survey could be inherently biased since not all individuals or households are equally likely to complete surveys. For example, it's possible that households located in Ward 5 might be less likely to answer the survey due to their proximity to Pioneer Park or households in other areas of the city might be more inclined to answer the survey. Because of this, a survey's results could over-represent these more motivated or willing households while under-representing those who are less likely to participate. To account for this factor, the study team developed a unique weighting factor for every single response that adjusted that household's representation in the survey results to match its representation in the actual community surveyed (the City of Billings), based on the City's actual Ward populations (i.e., number of residents in each Ward). Ward location was chosen as the weighting factor for this survey given that it was a survey of households and random and representative results for the entire City of Billings were important to ensure the survey sample best reflected the views of the entire population. Weightings were based on the most up-to-date Ward population data available (which was provided by City staff to Corona Insights).

Weighting the responses by the Ward population ensures that the survey results will not be biased to reflect the opinions of individuals living in Wards that were less represented in the final survey sample. Surveys from respondents living in Wards 1, 2 and 3 were slightly underrepresented in the group of survey participants, and were therefore weighted more heavily than the responses of people living in Wards 4 and 5, who were slightly overrepresented among the survey participants. For this reason, the survey findings represent a much more complex, but also more accurate, analysis than would a mere tabulation of the raw data. Weighting factors ranged from 0.71 for (overrepresented) households residing in Ward 4 to 1.33 for (underrepresented) households residing in Ward 2. The weighting factor spread for this survey was very small, and indicates that any skewing by Ward population was minimal and confirms the sampling method employed for the survey.

MARGIN OF ERROR

A total of 437 surveys of City of Billings households were returned for the survey, resulting in a strong margin of sampling error of no more than ± 4.7 percent at the 95 percent confidence level. This represents a strong, one-time statistically valid survey of City of Billings residents.

REPORTING NOTES

In reviewing the remainder of this report, the following notes are important to keep in mind:

- ➔ Figures in all graphs and tables have been rounded for reporting purposes. Occasionally, a bar graph may not add to 100 percent for this reason.
- ➔ “0%”, “1%” and “2%” labels on graphs have been removed for clarity in reading.

- ➔ It should be noted that reporting for all survey questions presented in this report is for **all respondents of the survey** and questions are not broken down into different subpopulations (i.e., age, gender...etc). Final findings from a survey of this size (N = 437) are statistically significant and valid for the entire survey population, but the statistical reliability and validity within any specific subpopulation would be very low (due to the low number of responses found in some subpopulations). Subpopulation analyses and reporting were therefore not conducted or included in the report due to the statistical weaknesses these populations would have. It should be noted that the survey team examined differences in opinions/attitudes by Ward in its internal analysis, however, and included any notable trends during the discussion of pertinent questions, but a full scale subpopulation analysis (by Wards, gender, age ... etc) was not included in the overall scope of this study.

KEY RESEARCH FINDINGS

While many conclusions and implications can be drawn from the survey, several stand out as being of particular interest. These findings are discussed below. Key findings that have an easy-to-read graph or table have a corresponding exhibit number at the end of each key research finding.

1. **Satisfaction levels with the City's parks and recreation system were positive.** When asked to rate their satisfaction with a number of elements of the City's parks and recreation system, satisfaction levels were highest with the number of City parks available, overall satisfaction with the local park system and maintenance of City Parks. In total, over three-fourths of all respondents indicated they were either very or somewhat satisfied with these top rated elements and specifically, 84 percent of respondents indicated they were either very or somewhat satisfied with the local park system in general. Two notable elements of the City parks and recreation system where respondents indicated dissatisfaction included cleanliness of the restrooms (30 percent either somewhat or very dissatisfied) and safety within the local park system (21 percent felt either somewhat or very dissatisfied). Also noteworthy, when asked to rate how important Billings parks were in relation to their overall quality of life, 40 percent of all respondents felt City parks were of high importance and over 80 percent of respondents felt Billings parks were at least of moderate importance in relation to their overall quality of life.

It's important, however, to note that while overall satisfaction levels for a majority of the City's parks and recreation system elements assessed in this survey were positive, respondents were most likely to indicate that they were somewhat satisfied with specific elements. This indicates that there is still room for parks and recreation system improvement within the City that would increase respondents' strength of satisfaction, and would increase the overall proportion of respondents who felt very satisfied with parks and recreation system elements. *Exhibits 1-1 and 1-2.*

2. **A large majority of respondent households were represented in Pioneer Park visits within the past year.** Over four-fifths of all survey respondent households indicated that they had visited Pioneer Park at least once in the last year, and 30 percent of survey respondents (and their household members) reported that they had visited Pioneer Park over 12 days within the past year. Respondents also most frequently indicated that their standard mode of transportation they used when visiting Pioneer Park was their own personal vehicle (69 percent). Walking was the second most common mode of transportation to the park (19 percent), while all other modes were significantly lower. The likelihood of using a personal vehicle to visit Pioneer Park should be considered when reviewing findings below related to parking. *Exhibits 2-1 and 2-3.*
3. **Respondents showed preferences for Pioneer Park to be an active and highly used park that has well maintained open grass areas.** Respondents were asked to choose between pairs of possible park descriptors that best represented their ideal vision for Pioneer Park. In general, respondents were **significantly** more likely to prefer the following attributes for Pioneer Park: an active and highly used park (49 percent) to a quiet and peaceful park (37 percent); little equipment and lots of grass/open space (54 percent) to a park with lots of built in equipment (30 percent); maintaining of all existing areas of turf grasses in the park (51 percent) to providing areas that have a natural look/feel (39 percent); more well-kept grass (55 percent) versus more areas that are natural Montana habitat (31 percent) and respondents were also significantly more likely to feel Pioneer Park's maintenance should remain at current levels (50 percent) versus being maintained at higher levels

(37 percent). General preferences for Pioneer Park trended towards a highly used park with lots of well maintained grass and open spaces. *Exhibit 2-2.*

- 4. Lack of free time was the most common factor inhibiting respondents from visiting Pioneer Park more frequently.** When asked to rate a number of potential barriers to using Pioneer Park more often than they currently do, nearly half of all respondents felt a lack of free time was either a major or moderate inhibiting factor that prevents their household members from using the park more often. Of particular interest to the City, notable proportions of respondents indicated that a lack of available parking (30 percent), recreation activity conflicts with park patrons (11 percent), and Pioneer Park does not have park features they were interested in (using) were either major or moderate factors which inhibited their current frequency of usage of Pioneer Park. It's notable that these perceived inhibiting factors can be directly addressed by City action and park improvements or adjustments of park resources.

Other factors frequently cited by respondents (but which cannot be addressed through City action or park improvements) included preferences to use different parks in Billings and convenience of the location of Pioneer Park. Contrarily, respondents were less likely to cite disability accommodations, transportation challenges, maintenance issues or safety concerns as major factors that inhibit Pioneer Park usage. When asked to rate their top factor for why they (or members of their household) do not use Pioneer Park more often, lack of free time (18 percent), convenience of location (nine percent) and lack of available parking (7 percent) were the factors most frequently cited as the top inhibiting factor among respondents. *Exhibits 2-5 through 2-7.*

- 5. Positive views toward disc golf outweighed negative views among respondents.** When asked to give their own personal view of disc golf as a recreation activity at Pioneer Park, 45 percent of all survey respondents had either highly favorable or somewhat favorable views of the activity compared to 18 percent of all survey respondents who had unfavorable personal views of disc golf. A notable proportion of respondents indicated they had neutral views of the activity and no notable differences in perceptions regarding disc golf were observed among respondents residing in different city Wards. *Exhibit 2-8.*
- 6. Shade trees, restrooms and green open spaces were perceived to be the most important Pioneer Park features.** Over half of all respondents rated shade trees, restrooms and green open space as very important features of Pioneer Park. A majority of respondents felt most park features were at least somewhat important to the park. It's notable, however, to note that respondents were somewhat divided on the perceived importance of disc golf as a feature at Pioneer Park. Of all the park features respondents were asked to assess, disc golf received the lowest rating of importance, as only 32 percent of respondents felt it was either very or somewhat important as a park feature. Contrarily, 37 percent of respondents rated the feature as not important to Pioneer Park. *Exhibits 3-1 to 3-2.*
- 7. Retention of the wading pool and development of off-street parking were perceived to be strong park needs.** When survey respondents were asked to rate a number of potential new Pioneer Park features/improvements, 58 percent of respondents felt retention of the wading pool was either a strong or moderate park need. An additional, 52 percent felt development of off-street parking was a strong or moderate park need. Also of interest, over one-quarter of respondents felt development of other parks for disc golf (in order to reduce crowding) was a strong community need and an additional 20 percent felt this was a moderate park need.

Also, when asked to rank the top three most needed features in Pioneer Park, development of off street parking was most frequently rated by respondents as one of the top three most needed features at the park. In total, about 28 percent of respondents ranked development of off street parking as one of the top three needs in Pioneer Park. Over 20 percent of all respondents rated upgrading existing park spaces, recreation facilities paths and amenities or the general improvement of maintenance of existing park and park facilities in their top three perceived most needed features in the park. It should be noted that respondents were more likely to prefer redesign of the disc golf course as a top three priority over removal or decrease in the size of the disc golf course. *Exhibits 3-3 through 3-6.*

8. **Planting replacement trees was one of several strong future preferences noted by respondents.** When asked to choose between a number of possible future changes or directions regarding park facilities or park activities for Pioneer Park, several strong preferences to future park resource strategy were shown by survey respondents. The strongest preference exhibited among respondents was the desire for the park to plant replacement trees as park trees die (86 percent). Other strong future park preferences included: developing several different sizes of picnic shelters in the park (72 percent) versus just adding one large picnic shelter to the park (7 percent); developing disc golf courses in other parks throughout Billings (62 percent) versus expanding the current Pioneer Park disc golf course (6 percent); update and maintenance of existing facilities (56 percent) versus adding more support facilities (31 percent); maintaining the existing developed turf next to the stream (53 percent) versus converting this slope to a more natural landscape (30 percent); and redesigning the disc golf course at Pioneer Park (48 percent) versus removal of the current disc golf course (21 percent). *Exhibits 3-7 through 3-8.*
9. **Enforcement of dog rules was perceived to be important among respondents.** When asked to assess how important it was to properly enforce dog rules within Pioneer Park, a majority of respondents felt proper enforcement of these rules were either very or moderately important. Over one-third of respondents felt dog rule enforcement was very important. Contrarily, when asked how strictly dog rules are currently enforced, respondents were more likely to perceive that there was low enforcement of dog rules in the park and a sizeable proportion of respondents were unsure about how strictly dog rules were currently being enforced in the park. *Exhibits 4-1 and 4-2.*
10. **Redesign of the disc golf course was the most commonly chosen option for future management of the course within Pioneer Park.** Respondents were most likely to support redesign of the current disc golf course of some sorts within the park. Overall, 26 percent of respondents felt the course should be redesigned to ensure less interference with other recreation activities within the park and 18 percent of respondents felt the course should be redesigned to ensure the long-term sustainability of the natural resources of the park. Therefore, 44 percent of all respondents felt redesign of some form was the preferable future management option for disc golf at Pioneer Park, and it should be noted that these two forms of redesign are not mutually exclusive. Fifteen percent of respondents felt the course should be removed entirely from Pioneer Park, while 11 percent of respondents contrarily felt the disc golf should remain unchanged at Pioneer Park.

Respondents were most commonly unsure if members of their household would favor development of a new disc golf course at parks closer to their households (36 percent) and general preferences for or against such developments were mixed. *Exhibits 4-3 and 4-4.*

11. **Restroom cleaning was perceived to be the most important maintenance activity at Pioneer Park.** Over three-fourths of all respondents said they felt restroom cleaning was a very important maintenance activity at Pioneer Park. Similarly, when asked to rate the top three most important maintenance activities, a majority of all respondents placed restroom cleaning as one of their top three maintenance

activities. Other maintenance activities that were deemed to be most important included playground maintenance and trash collection. *Exhibits 5-1 and 5-3.*

12. **A majority of respondents were in favor of supervised County Jail inmate labor as a supplement for park maintenance.** Overall, 59 percent of all respondents said they would support supervised County Jail inmate labor as a means of increasing support for maintenance of Pioneer Park, while 21 percent of respondents did not support this means for increasing maintenance support in the park. A sizeable proportion of respondents also indicated they would support minimal service fees on park facility/event reservations or voluntary donations on a monthly City Utility Bill. Sales tax and levy options were significantly less likely to be supported by respondents. It should be noted that in a separate question related to funding for additional parks, additional park maintenance, etc. that there was generally more support than opposition for increased recreation-related taxes. *Exhibits 5-4 and 5-5.*
13. **Survey respondent demographics were varied in the study.** Overall, all 5 City Wards were represented by survey respondents in the study. The highest proportion of survey respondents lived in Ward 4, while the lowest proportion of respondents lived in Ward 2. As previously detailed, survey responses were weighted by Ward to ensure the survey sample mirrored the overall city populations with regard to Ward populations. Two-person households were most common among survey respondents (40 percent), and a majority of households indicated they did not have children (under the age of 18) living in their household (67 percent). Notably, the total proportion of survey respondents who had at least one child (under the age of 18) living in their household (29 percent) accurately mirrored the overall population (approximately 28 percent).

Additionally, survey respondents were disproportionately older (than the overall City population). In total, 46 percent of respondents in the survey sample were 55 years or older, compared to approximately 34 percent of the overall City population that is 55 years and older. Similarly, only 4 percent of the respondents' survey sample was between ages 18 to 24, whereas roughly 13 percent of the overall City population is between these ages. Therefore, survey respondents tended to be older and survey respondents were most likely to be female (58 percent female vs. 38 percent male). It's important to note these demographic features of the final survey sample, as it is possible that respondent perceptions regarding specific park features and perceptions of park needs are affected by the survey sample being comprised of older respondents. However, the survey instrument was designed to assess attitudes and behaviors representing the *entire household* for the majority of questions asked in this study, which somewhat normalizes the overall effect of the survey response skewing based on the demographics of the survey respondent. **NOTE:** Corona used the 2006-2008 American Community Survey data from the U.S. Census for population estimates regarding the City of Billings. *Exhibits 6-1 through 6-7.*

SECTION 1: CITIZENS' PHILOSOPHIES REGARDING PARKS AND PARK USAGE

Section 1 of the report examines residents' perceived importance of City of Billings parks in relation to overall quality of life. Respondents were also asked to assess how satisfied they were with a number of specific elements of the City's parks and recreation system in this introductory section of the survey.

PARKS WERE DEEMED IMPORTANT IN RELATION TO RESPONDENTS' OVERALL QUALITY OF LIFE

A majority of all respondents indicated City of Billings parks were either of high or moderate importance (81 percent), while 14 percent of respondents felt that City parks were of either low or no importance in relation to their overall quality of life.

It should be noted that a strong proportion of all respondents (40 percent) felt City of Billings parks were of high importance to their quality of life.

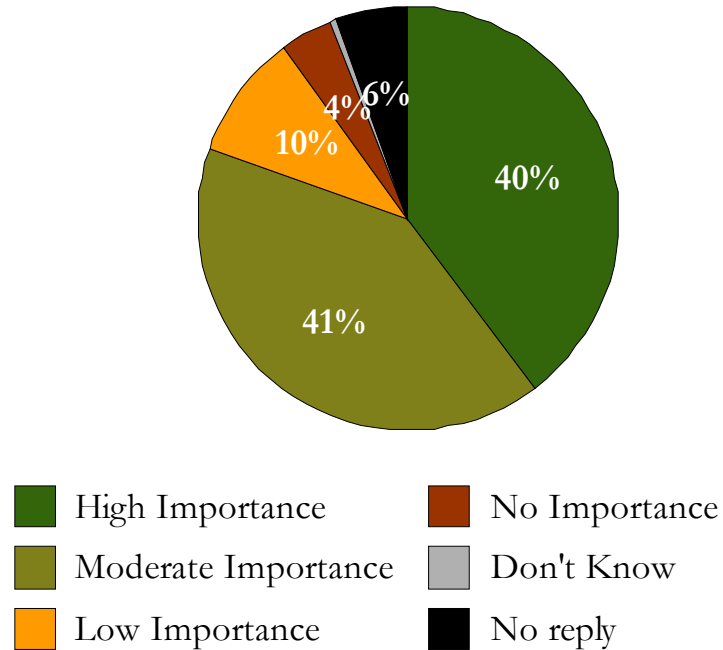
No notable differences were observed among respondents of the different Wards for this question.

NOTE: For the remainder of the study, only when large differences are observed among respondents of the different Wards will we discuss these differences. For most answers, there will be no discussion of differences in responses by Ward.

Exhibit 1-1

City parks - Relation to quality of life

(Q 1: How important are City of Billings parks in relation to your overall quality of life?)



OVERALL SATISFACTION LEVELS WITH THE LOCAL PARK SYSTEM WAS HIGH

When asked about specific elements of the City’s parks and recreation system, respondents most often indicated they were somewhat or very satisfied with the following elements: overall satisfaction with the local park system (84 percent); number of parks (76 percent) and maintenance of parks (76 percent).

However, it’s important to note that large proportions of respondents were only somewhat satisfied with specific parks system elements, suggesting potential future areas of improvement for the City parks and recreation system.

In addition, a sizeable proportion (30 percent) of respondents indicated they were either somewhat or very dissatisfied with the cleanliness of park restrooms and over one-fifth of all respondents were at least somewhat dissatisfied with general safety within the local park system.

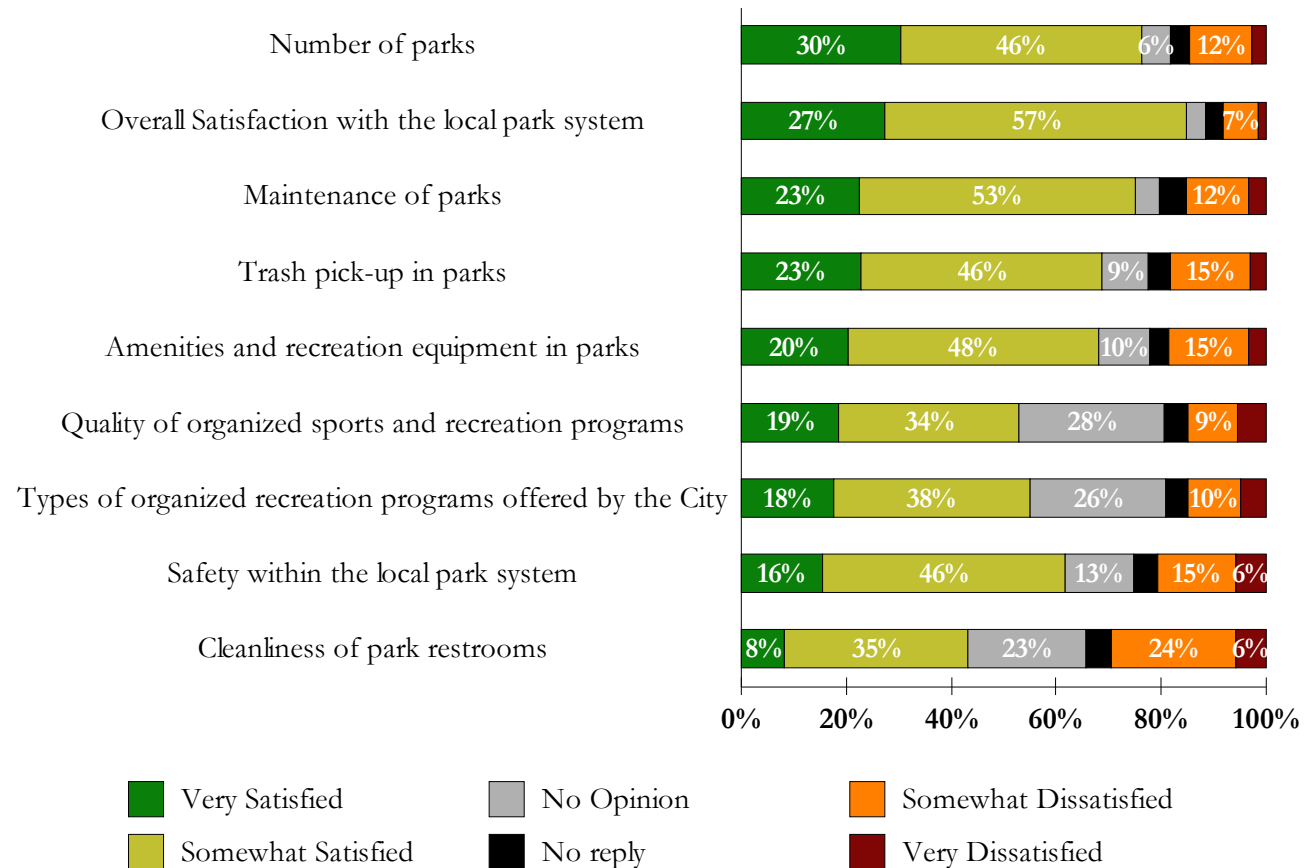
Also noteworthy, respondents residing in Ward 1 were significantly more likely than respondents in all other wards to feel very dissatisfied with safety in the local park system.



Exhibit 1-2

Satisfaction with the City’s parks and recreation system

(Q 2: How satisfied are you with the following elements of the City’s parks and recreation system?)



SECTION 2: PIONEER PARK USAGE, PREFERENCES AND SATISFACTION

Section 2 provides findings from the next section of the survey in which respondents were asked a number of questions regarding their current usage of Pioneer Park, including the total number of times persons in their household visited the park over the last year, the standard mode of transportation respondents use when visiting the park, and how often respondents and their household members attended organized community events in the park over the previous year.

Respondents were also asked to choose between possible park features or general recreational preferences related to Pioneer Park in this section. The final portion of Section 2 of the survey prompted respondents to rate several specific issues related to how much these issues/factors inhibit respondents' usage of Pioneer Park. Respondents were then asked to rate which is the most important issue that inhibits their using Pioneer Park more frequently. As a final question in the section, respondents were asked to give their personal view of disc golf as a recreation activity at Pioneer Park.

A VAST MAJORITY OF HOUSEHOLDS WERE REPRESENTED IN PIONEER PARK IN THE LAST 12 MONTHS

The vast majority of respondents indicated that persons in their household had visited Pioneer Park in the last 12 months. In total, 86 percent of all respondent households had visited Pioneer Park at least one time within the past year.

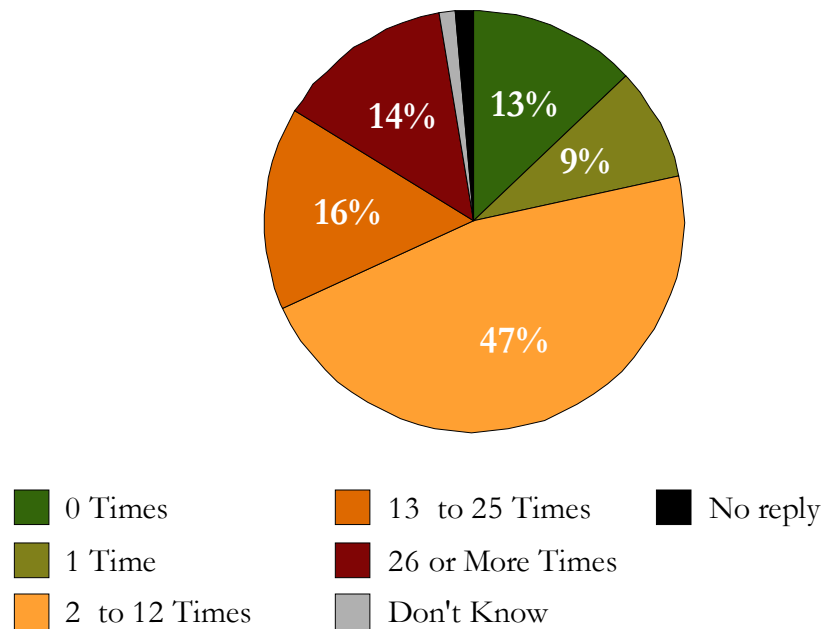
Respondent households most frequently had visited the park between 2 and 12 times within the last 12 months (47 percent). Also of interest, 30 percent of respondent households indicated they had visited Pioneer Park 13 times or more in the past year.

Respondents in Ward 1 households were significantly more likely than respondents in households in Wards 2, 4 and 5 to have visited Pioneer Park 26 or more times within the past year.

Exhibit 2-1

Visitation to Pioneer Park over the last year

(Q 3: According to your best guess, how many total times did persons in your household visit Pioneer Park in the last 12 months?)



OPEN GRASS AREAS THAT ARE WELL MAINTAINED IN AN ACTIVE AND HIGHLY USED PARK WERE MOST COMMONLY DESIRED

Overall, respondents were more likely to prefer a park that was active and highly used (49 percent), and that had lots of grass and open space (54 percent).

Respondents were also consistent in their preferences for well-kept grass areas (between 51 and 55 percent), as opposed to areas that have a natural look or reflect Montana’s natural habitat.

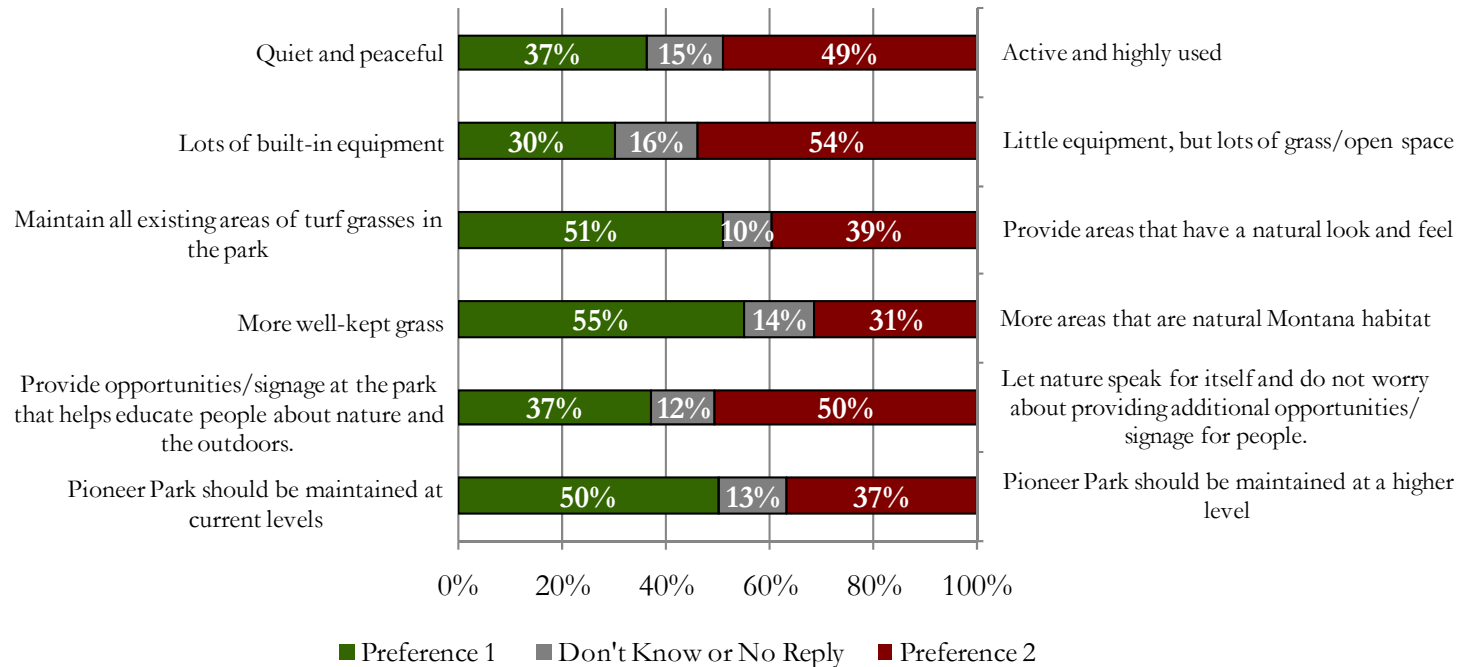
Additionally, a majority of respondents preferred “letting nature speak for itself” instead of providing nature-oriented signage at the park. Fifty (50) percent of respondents also indicated that they felt current maintenance levels were okay and did not need to be increased.

There was notably less support for a more passive recreation park (quiet and peaceful), and for parks with built-in equipment and unkempt natural areas.

Exhibit 2-2

Preferred descriptions for Pioneer Park

(Q 4: Listed below are pairs of possible descriptions for Pioneer Park. When you think about Pioneer Park, which ONE of each pair would you rather have?)



A MAJORITY OF RESPONDENTS TYPICALLY DRIVE THEIR PERSONAL VEHICLE TO PIONEER PARK

Overall, 69 percent of all respondents indicated the standard mode of transportation they use when visiting Pioneer Park is their own personal vehicle.

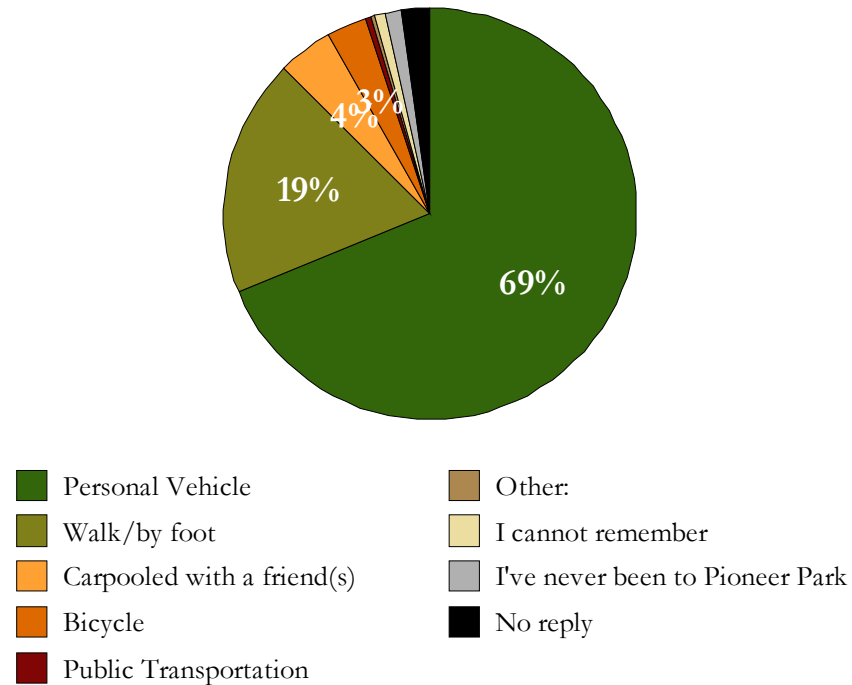
An additional 19 percent of respondents indicated that they most commonly visit the park by walking. Only four percent of respondents indicated they typically carpool with friends and three percent typically use a bicycle to visit the park.

There were notable differences in transportation modes by Ward (as would be expected due to proximity of access for different respondents). Overall, respondents living in Wards 1 and 3 were most likely to typically walk to the park, while respondents in Wards 2 and 4 were more likely to visit Pioneer Park via personal vehicle.

Exhibit 2-3a

Standard mode of transportation at Pioneer Park

Q 5: Please indicate the standard mode of transportation you use when visiting Pioneer Park:



USE OF NON-MOTORIZED TRANSPORTATION MODES INCREASED AMONG MORE FREQUENT VISITORS

Overall, usage of non-motorized transportation modes increased as respondents' frequency of visitation to the park increased. The most frequent visitors to Pioneer Park (respondents who visited the park over 25 times within the past year) where notably more likely than less frequent visitors to most commonly walk or bike to the park.

In total, 49 percent of visitors who came to the park 25 or more times within the past year used bicycle or walking modes to visit the park. Contrarily, 86 percent of one-time visitors used their own personal vehicle to visit the park.

Nearly half of all visitors (see Exhibit 2-1) visited the park 2 to 12 times in the past year, and roughly three-fourths of these respondents use a personal vehicle to travel to the park.

NOTE: Respondent proximity to Pioneer Park likely plays a role in both frequency of visitation and mode of transportation to the park.

Exhibit 2-3b

Standard mode of transportation at Pioneer Park by total visitation in the last 12 months

Q 5: Please indicate the standard mode of transportation you use when visiting Pioneer Park. (Examined by the total number of times persons in respondents household had visited Pioneer Park in the last 12 months)

	Personal Vehicle	Bicycle	Walk / By Foot	Carpooled with friend	Public Transportation	I cannot remember	Other	Never been to Pioneer Park
0 times	71%	0%	10%	2%	0%	5%	2%	10%
1 time	86%	0%	11%	3%	0%	0%	0%	0%
2-12 times	76%	2%	17%	4%	1%	1%	0%	0%
13-25 times	65%	5%	20%	8%	2%	0%	0%	0%
26 or more times	46%	9%	40%	5%	0%	0%	0%	0%
Don't Know	77%	0%	23%	0%	0%	0%	0%	0%
Total	70%	3%	19%	4%	1%	1%	0%	1%

NOTE: For Exhibit 2-3b, transportation survey data and survey visitation data was cross tabulated to assess whether differences in respondents' standard transportation mode when visiting the park existed based on frequency of visitation to Pioneer Park.



**ATTENDANCE TO
COMMUNITY EVENTS IN
THE PARK VARIED BY AGE**

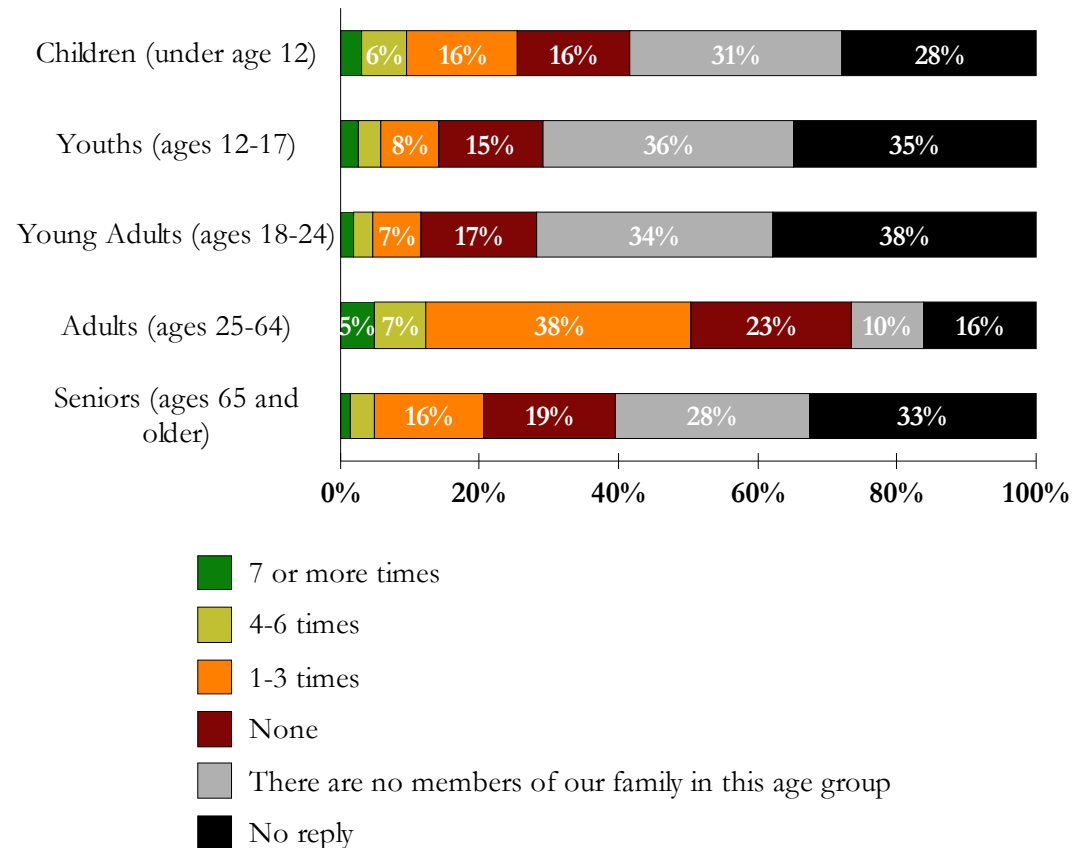
In total, roughly half of all adults (ages 25 – 64) indicated they had attended at least one organized community event at Pioneer Park in the past year. Roughly one quarter of all children under the age of 12 had also been to a community event in the past year.

Attendance at organized community events was lowest among youths 12-17, young adults 18-24 and seniors.

Exhibit 2-4

Attendance at organized community events

(Q 6: How many times have you and members of your household attended organized community events (Saturday live, Billings Symphony Concert, etc...) at Pioneer Park within the past 12 months?)



LACK OF FREE TIME WAS THE MOST COMMON BARRIER TO INCREASED USE OF PIONEER PARK

When asked to rate a number of specific issues that may inhibit their use of Pioneer Park, respondents most frequently rated the following issues as either a major or moderate factor: lack of free time (47 percent); lack of available parking (30 percent) and prefer to use different parks in Billings (25 percent).

Roughly one-third of respondents felt crowding or safety concerns were at least minor factors.

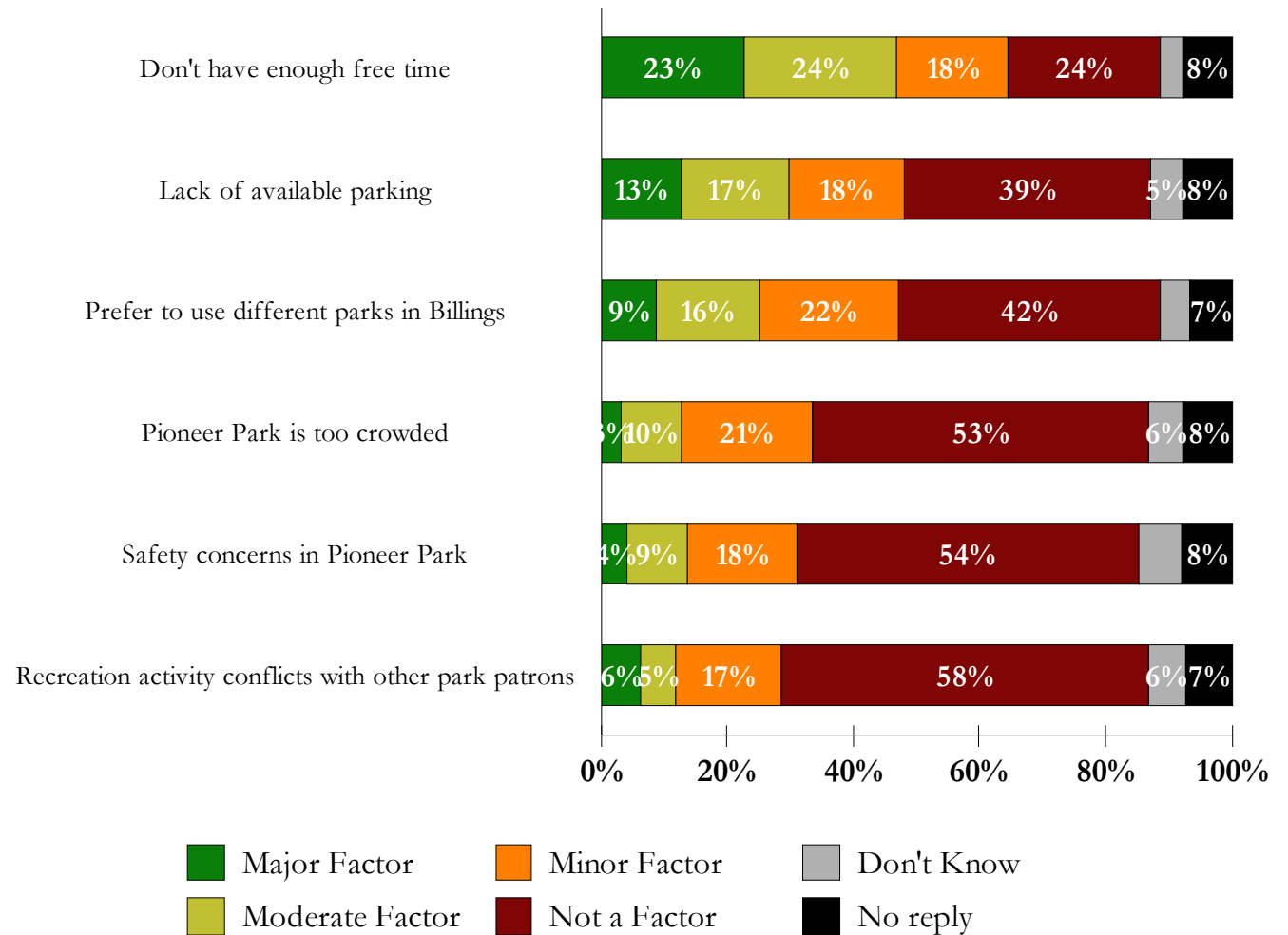
About one-quarter of survey respondents indicated that either they or members of their household felt recreation activity conflicts with other park patrons inhibited their usage of Pioneer Park. However it should be noted that a majority of respondents (58 percent) felt recreation activity conflicts was not a factor in their usage of Pioneer Park.

Factors the city/park staff may specifically address include lack of parking, crowding, safety, and recreation activity conflicts.

Exhibit 2-5

Barriers to using Pioneer Park more often

(Q 7: What keeps you and other members of your household from using Pioneer Park more often than you currently do? How does each of the following issues affect your use of Pioneer Park?)



LOCATION, FEATURES AND MAINTENANCE ISSUES WERE LESS COMMON INHIBITING FACTORS

A majority of respondents rated park location, features and maintenance levels as non-factors in their use of Pioneer Park. However, maintenance was an issue with roughly one-fifth of respondents and this is an inhibiting factor the city/park staff may take direct action to improve perceptions of within the community.

Low proportions of respondents felt transportation challenges, personal preferences for recreational activities offered at the park or lack of accommodations for disabilities prevents them (or members of their household) from using the park.

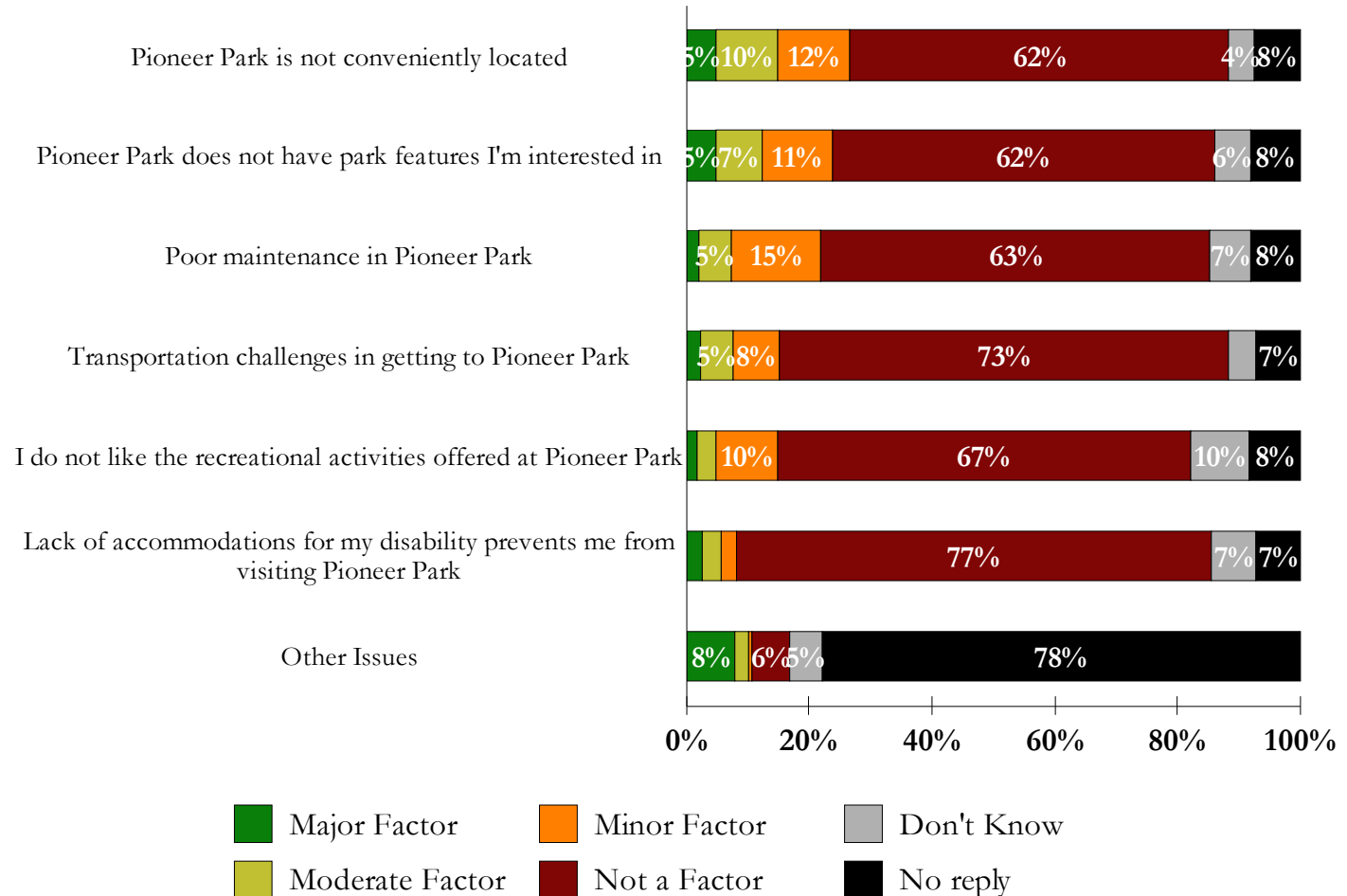
While the total proportion of respondents citing lack of disability accommodations was small, it's still notable that eight percent of all respondents felt this was at least a minor inhibiting park usage factor.

“Other” issues cited most commonly dealt with dogs and disc golf, which are issues analyzed in detail later in this report.

Exhibit 2-6

Barriers to using Pioneer Park more often (Continued ...)

(Q 7: What keeps you and other members of your household from using Pioneer Park more often than you currently do? How does each of the following issues affect your use of Pioneer Park?)



FREE TIME WAS THE MOST COMMON MAJOR FACTOR THAT INHIBITED INCREASED PARK USAGE

When asked to choose one factor from the prior list, 18 percent of all survey respondents cited a lack of free time as the most important issue that inhibited their usage of Pioneer Park.

Other factors frequently cited as the “most important issue” included: Pioneer Park is not conveniently located (nine percent); lack of available parking (seven percent); and Pioneer Park does not have park features respondents were interested in using (6 percent).

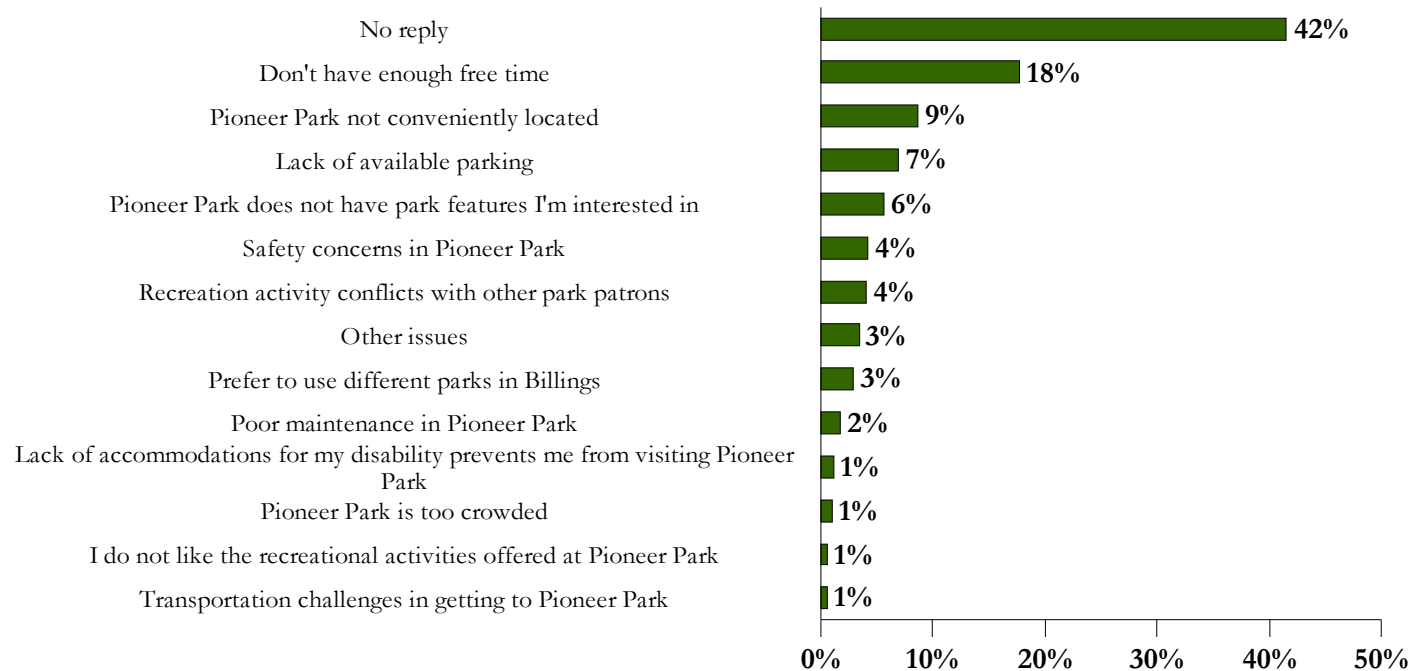
It should be noted that over 40 percent of all survey respondents did not reply to this question.

Safety concerns (4 percent) and recreation activity conflicts (4 percent) did not make up a large portion of issues that inhibited respondents from using Pioneer Park more often.

Exhibit 2-7

Most common barrier to increased park visitation

Q 8: Out of all of the above issues which you rated as a Major Factor in the previous question, please indicate which of these issues is the most important issue that keeps you from using Pioneer Park more often:



VIEWS TOWARD DISC GOLF WERE MORE POSITIVE THAN NEGATIVE

Overall, 45 percent of respondents indicated they had either a highly favorable or somewhat favorable personal view of disc golf as a recreation activity at Pioneer Park, with one-fifth of respondents indicated they had a highly favorable view of the activity.

An additional 23 percent of all respondents indicated they had a neutral view of disc golf at Pioneer Park, and 12 percent of respondents answered “don’t know”.

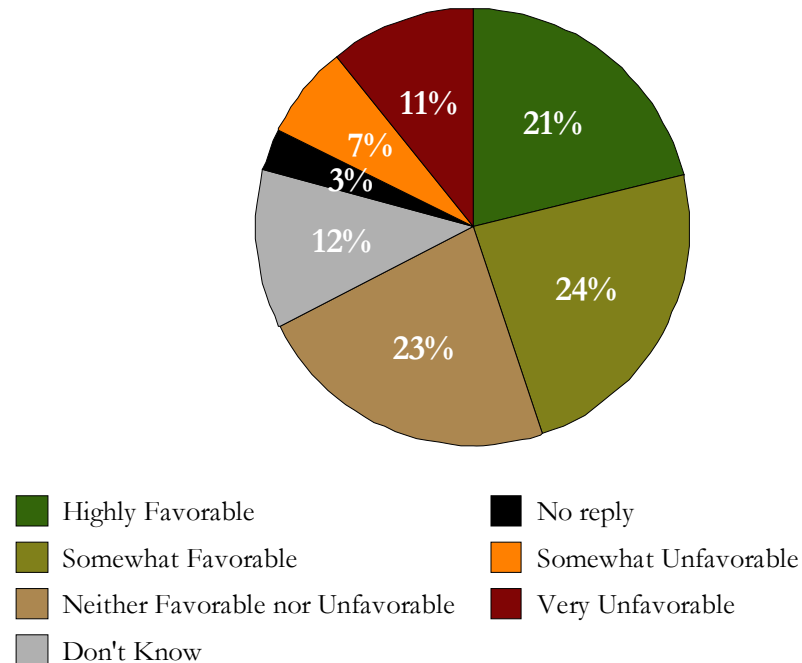
Contrarily, 18 percent of respondents had either a somewhat or very unfavorable personal view of disc golf as a recreation activity at Pioneer Park.

No notable differences in personal views of disc golf as a recreation activity in Pioneer Park were observed among the different Wards.

Exhibit 2-8

Personal views of disc golf at Pioneer Park

(Q 9: What is your personal view of disc golf being a recreation activity at Pioneer Park?)



SECTION 3: CURRENT AND FUTURE RECREATION INTERESTS IN PIONEER PARK

In Section 3 of this report, respondents' views related to the importance of several current Pioneer Park features are captured. Respondents are subsequently asked to indicate how strongly they feel a number of potential new park features or improvements are needed in Pioneer Park.

The last portion of Section 3 documents respondents' choices between potential pairs of different changes in park facilities or activities that could take place at Pioneer Park in the future. Preferences towards the wading pool, disc golf and Zimmerman Center features are specifically assessed in this final portion of Section 3.

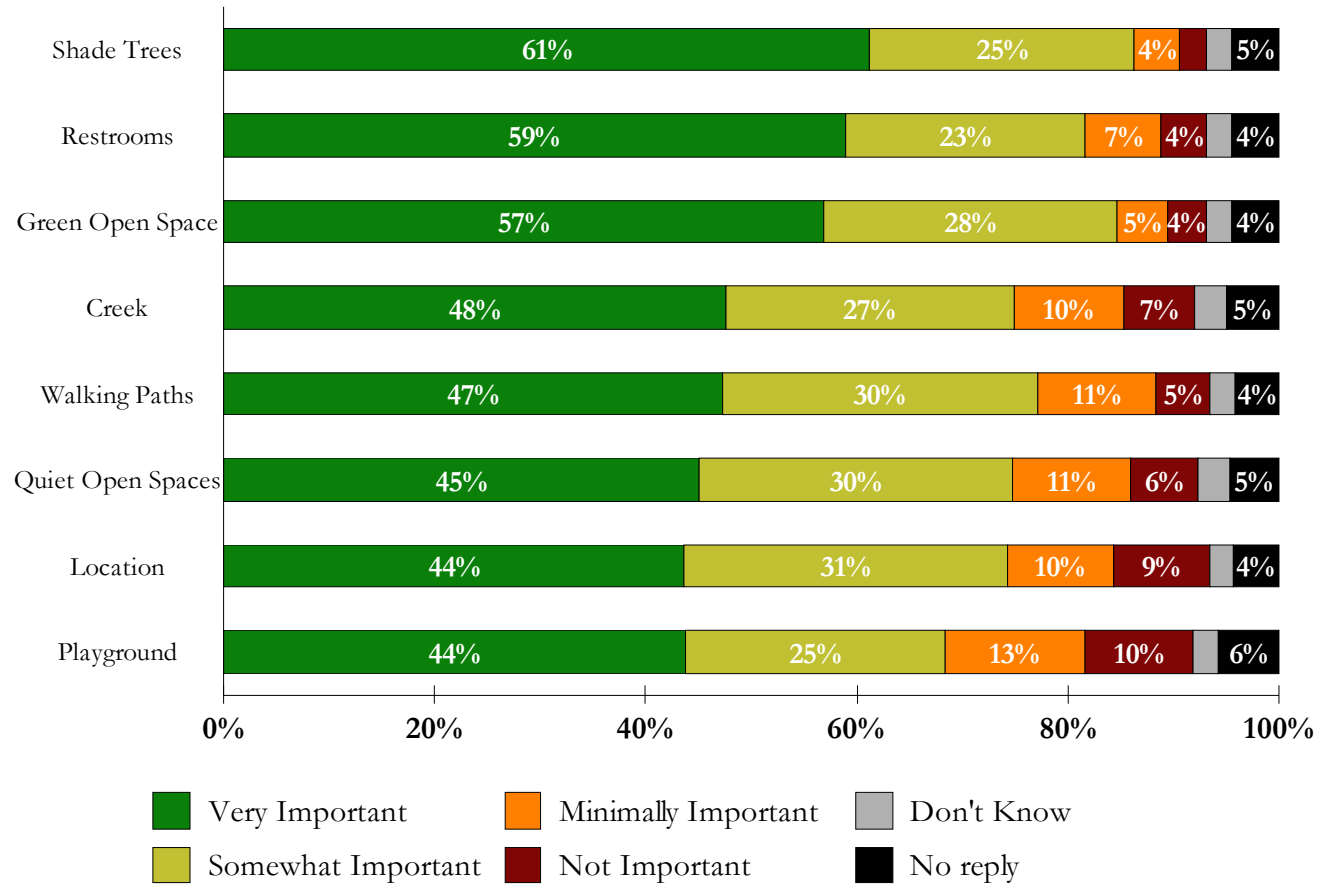
SHADE TREES, RESTROOMS AND GREEN, OPEN SPACES WERE RATED AS THE MOST IMPORTANT FEATURES

A large majority of respondents rated shade trees (86 percent), green open space (85 percent) and restrooms (82 percent) as either very or somewhat important. Over half of all respondents rated each of these three features as very important.

Other features frequently rated to be important by respondents also included the creek, walking paths, quiet open spaces, location, and the playground, with each of those features being rated as either somewhat or very important by over 60 percent of all respondents.

Exhibit 3-1
Importance of Pioneer Park features

(Q 10: How important are the following Pioneer Park features to you?)



PERCEIVED IMPORTANCE LEVELS OF THE WADING POOL, TENNIS COURTS AND DISC GOLF WERE VARIED

Solid majorities of respondents still considered features like picnic tables, year-round restrooms, park layout and topography to be somewhat or very important.

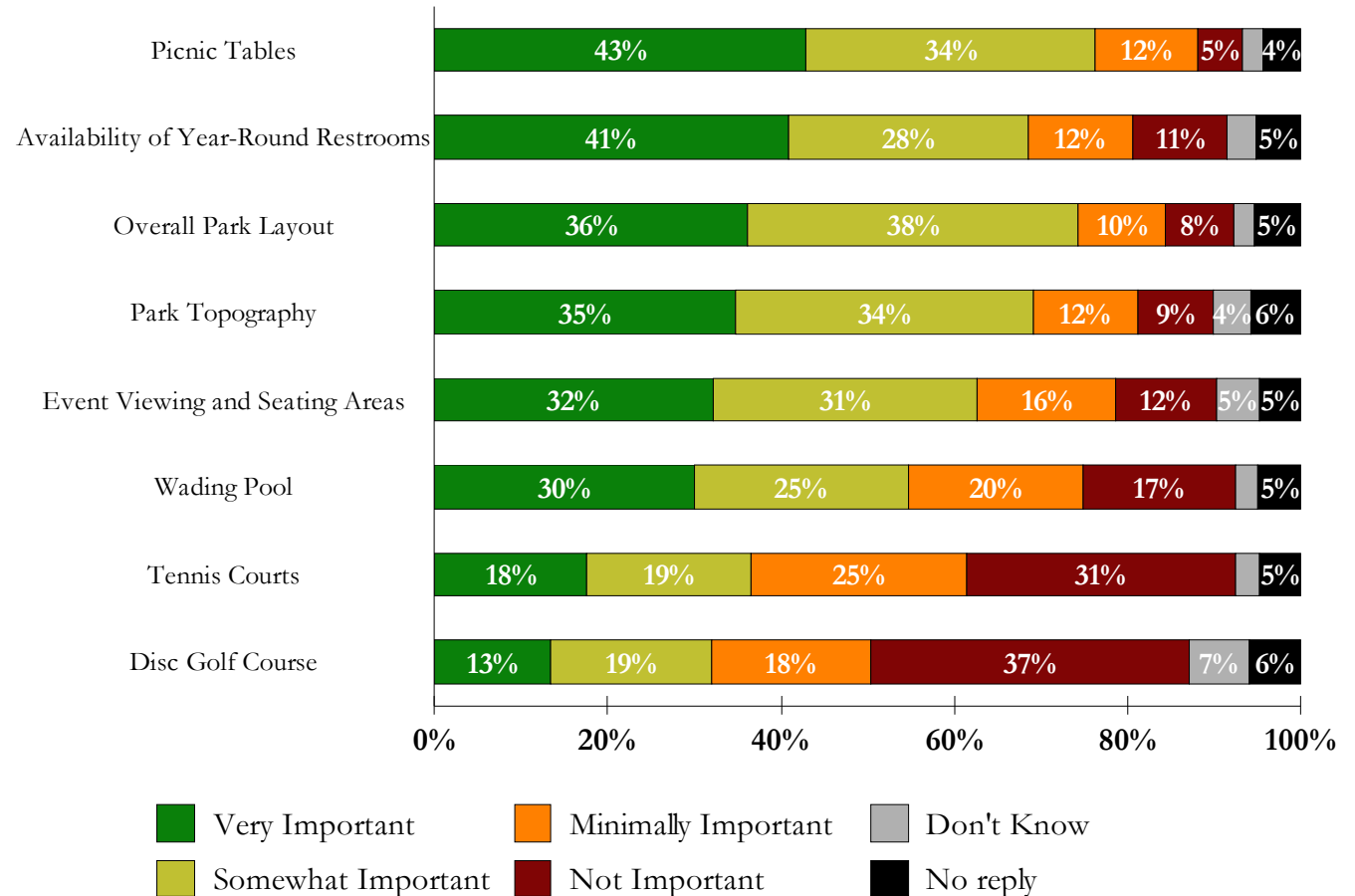
Pioneer Park features that received the lowest ratings of importance included the disc golf course, tennis courts and the wading pool. It's important to note, however, that while these features had lower ratings of importance, a majority of all respondents felt these features were at least minimally important in Pioneer Park.

Interestingly, 37 percent of all respondents rated the disc golf course in Pioneer Park as not important, while 32 percent of respondents felt the disc golf course was either somewhat or very important. Similar variances of perceived importance ratings were observed for tennis courts.

Exhibit 3-2

Importance of Pioneer Park features (Continued ...)

(Q 10: How important are the following Pioneer Park features to you?)



WADING POOL RETENTION AND PARKING WERE THE STRONGEST PARK NEEDS

Nearly one-third of respondents indicated they felt retention of the wading pool was a strong park need, and a majority of all respondents felt this was at least a moderate need.

Over one-quarter of respondents felt development of off street parking and the development of other parks for disc golf as a method of reducing crowding was a strong park need.

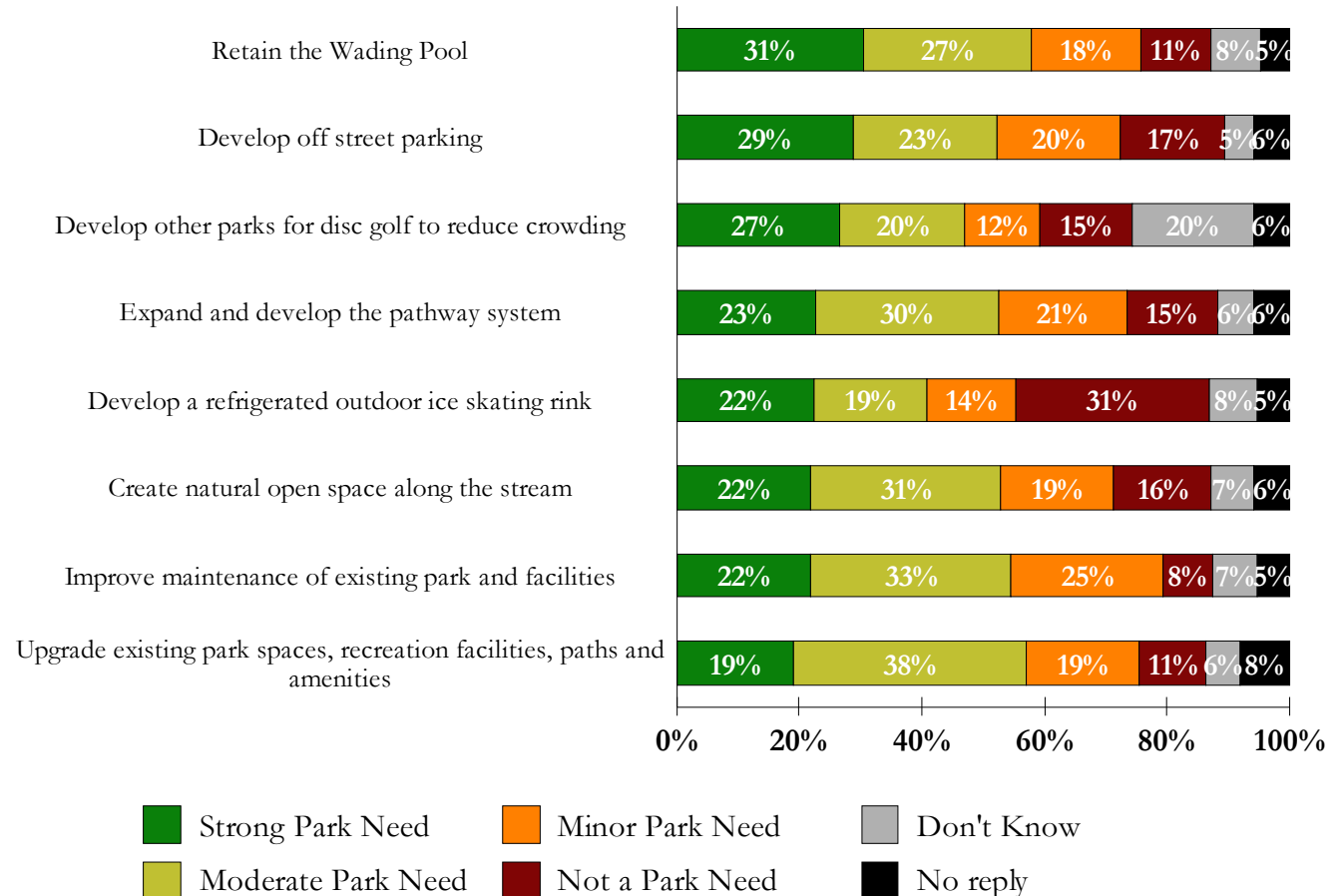
Other features that a majority of respondents felt were strong or moderate park needs included expansion / development of the pathway system, creation of natural open space along the stream, improved maintenance and upgrading existing park features.

It's important to note there was not a consensus among respondents for one park feature being a strong park need. A majority of respondents felt several features were of at least moderate importance, and this lack of a dominating perceived park need suggests conservative park improvements would better be received by the community.

Exhibit 3-3

Perceived need of potential new park features or improvements

(Q 11: How much do you think Pioneer Park needs the following potential new park features or improvements? Please indicate how strongly you feel each feature or improvement is needed in Pioneer Park.)



REDESIGN WAS PREFERRED OVER REMOVAL OR DECREASE IN SIZE OF THE DISC GOLF COURSE

Overall, 31 percent of all respondents felt redesign of the existing disc golf course (in order to reduce user conflicts) was either a strong or moderate park need, compared to 15 percent of respondents who felt redesign was not a park need.

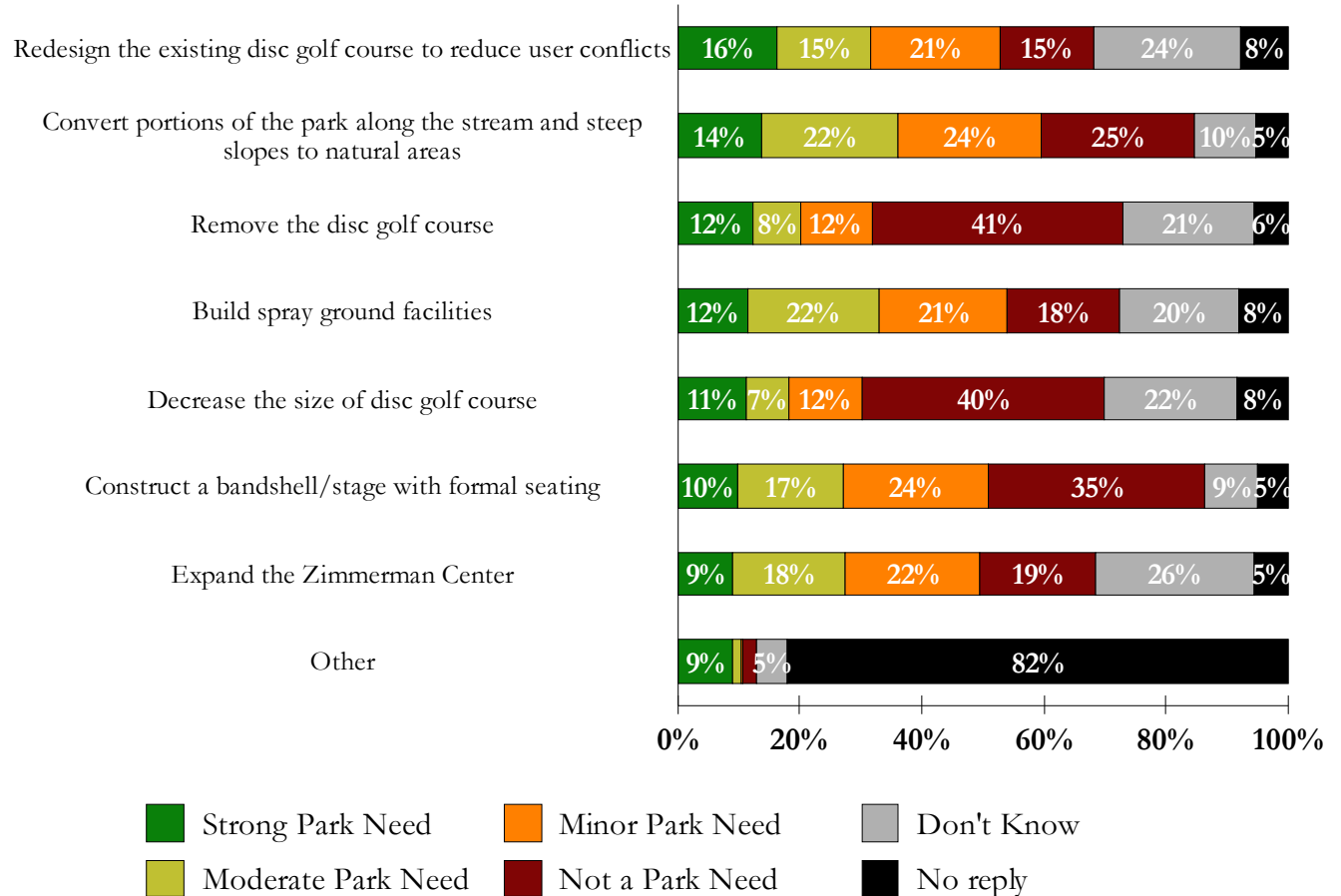
Furthermore, 41 percent of respondents felt removal of the disc golf course was not a park need (compared to 20 percent who felt this was a strong/moderate park need) and 40 percent of respondents felt decreasing the size of the disc golf course was not a park need (compared to 18 percent who felt this was a strong/moderate need).

Interestingly, disc golf response categories were generally more likely than others to receive “don’t know” responses. Also noteworthy, over one-third of respondents felt construction of a stage with formal seating was not needed at the park (compared to 27 percent who felt it was a need).

Exhibit 3-4

Perceived need of potential new park features or improvements (Continued ...)

(Q 11: How much do you think Pioneer Park needs the following potential new park features or improvements? Please indicate how strongly you feel each feature or improvement is needed in Pioneer Park.)



DEVELOPMENT OF OFFSTREET PARKING WAS THE TOP PERCEIVED NEED

When asked to rate the top three new features needed at Pioneer Park, respondents most often rated development of off street parking as one of the top three most needed features at Pioneer Park. In total, 28 percent of respondents included development of off street parking in their top three needs.

Upgrading existing park spaces, facilities, paths and amenities and improved maintenance of existing park and facilities were also frequently selected as top future needs.

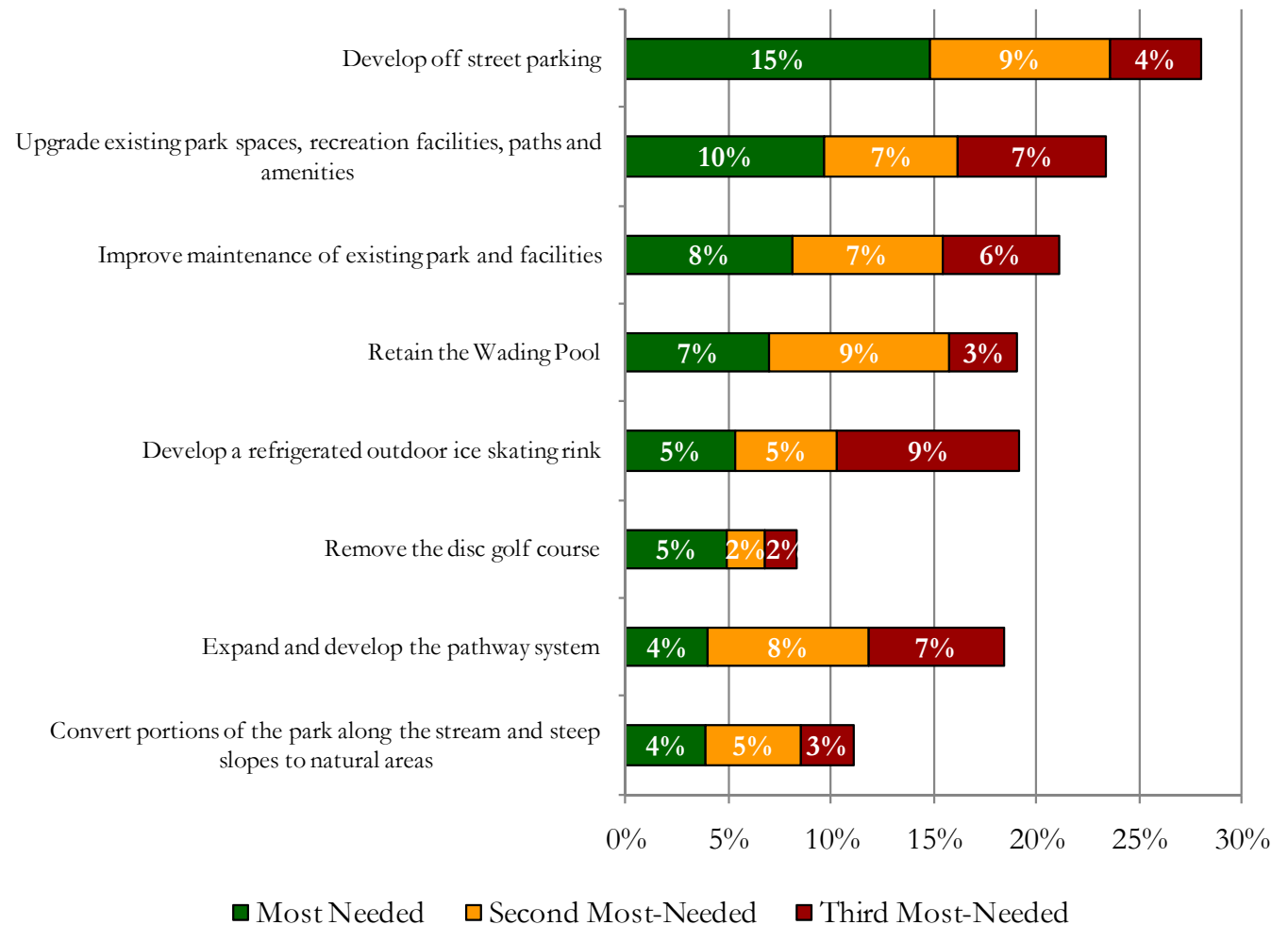
It's interesting that improved maintenance was a perceived top need, as it was not a top barrier to visiting the park (question 8) nor was increased maintenance levels cited as a preference in question 4.

Retention of the wading pool and development of an outdoor ice rink were also commonly cited. Less than 10 percent of respondents felt removal of the disc golf course should be priority.

Exhibit 3-5

Top three most needed features in Pioneer Park

(Q 12: Which THREE of the Pioneer Park features you just rated (in Question 11) do you and members of your household feel are MOST NEEDED in Pioneer Park?)



DEVELOPMENT OF OTHER PARKS WITH DISC GOLF WAS PERCEIVED TO BE A NEED

Overall, 11 percent of all respondents rated the development of other parks for disc golf to reduce crowding as a top need at Pioneer Park.

Redesign of the existing disc golf course and decreasing the size of the current disc golf course received less support as a top need.

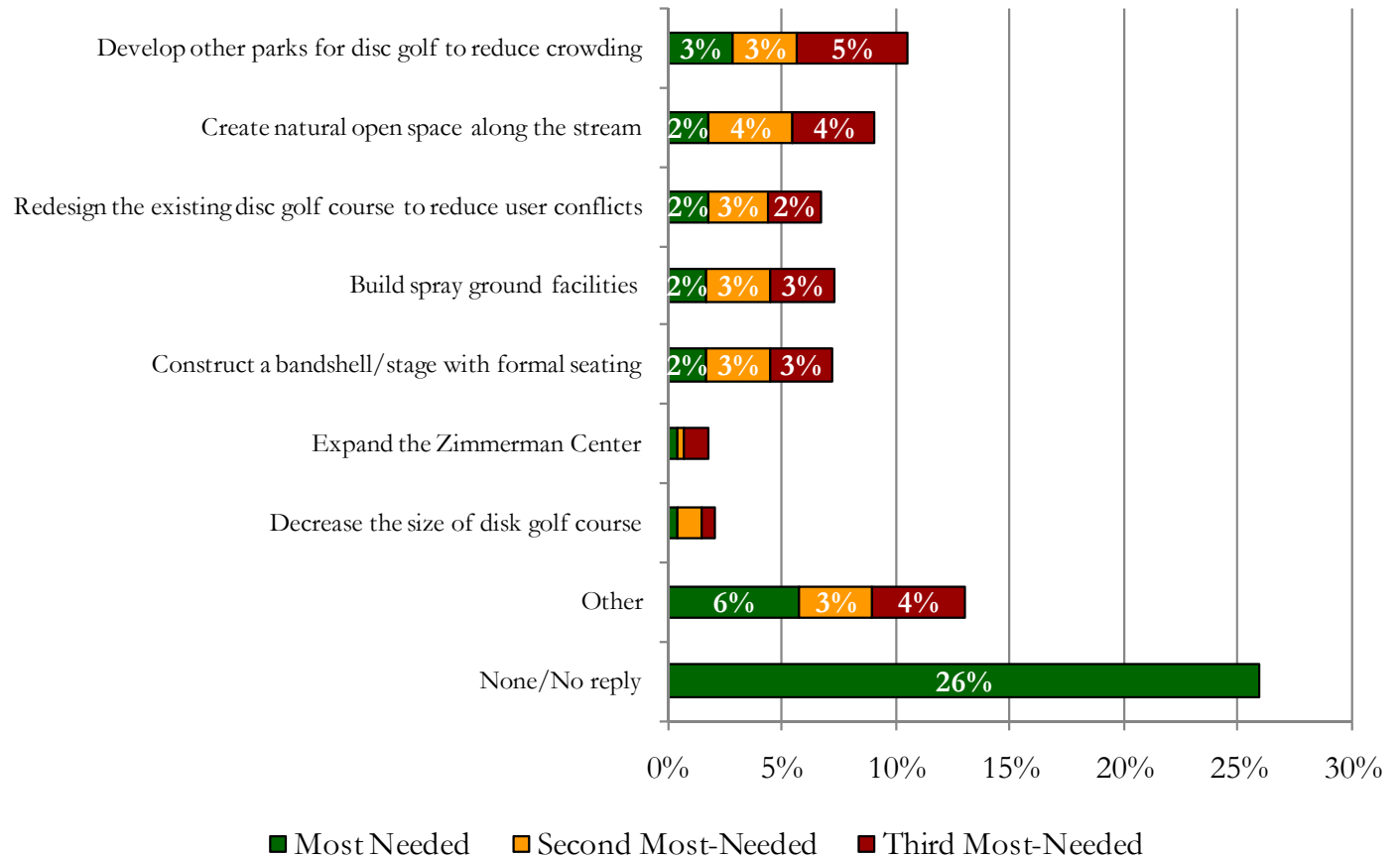
Similarly, expansion of the Zimmerman Center received little support among respondents as a top need.

“Other” responses commonly cited by respondents included support for and against disc golf, preferences for a dog park and general support for an ice skating rink. These are listed in Appendix B.

Exhibit 3-6

Top three most needed features in Pioneer Park (Continued ...)

(Q 12: Which THREE of the Pioneer Park features you just rated (in the Question 11) do you and members of your household feel are MOST NEEDED in Pioneer Park?)



PICNIC SHELTERS IN MULTIPLE SIZES WERE PREFERRED TO ONE LARGE SHELTER

Most notably, respondents were significantly more likely to prefer the development of several picnic shelters of various sizes as opposed to adding one large picnic shelter (72 percent vs. 7 percent, respectively).

Respondents were also significantly more likely to support the following possible future changes (or non-changes):

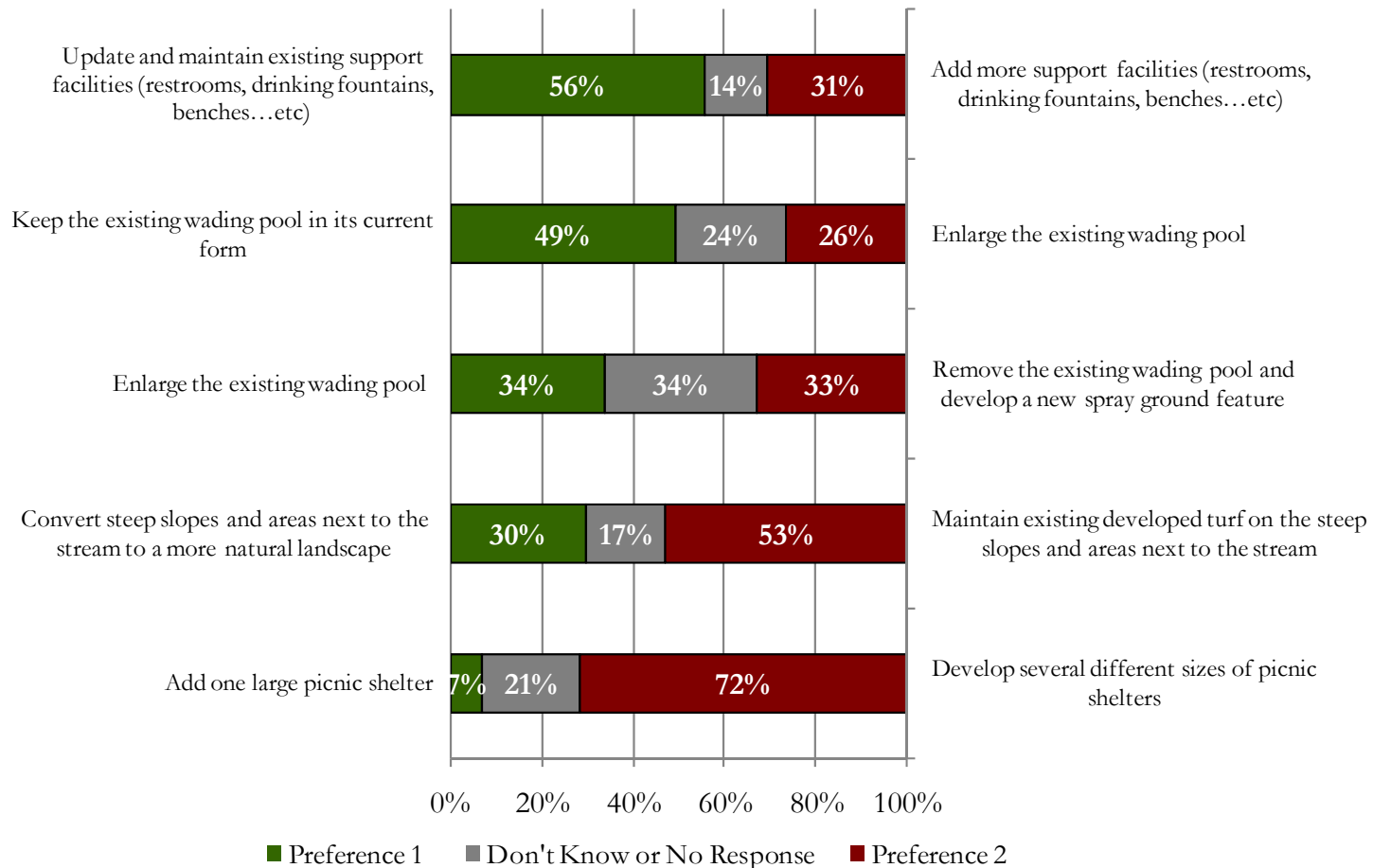
- ⇒ Maintenance and update of existing support facilities over adding support facilities;
- ⇒ Maintenance of existing developed turf on stream slopes over converting these slopes to natural landscapes
- ⇒ Keeping the existing wading pool in its current form

Also noteworthy, respondents were virtually split on their preferences for enlarging the wading pool vs. removing the current wading pool and developing a new spray ground feature.

Exhibit 3-7

Preferences for possible future changes in park facilities or activities

(Q 13: Listed below are pairs of possible future changes in park facilities or park activities for Pioneer Park. When you think about Pioneer Park, which ONE of each pair would you rather have?)



PLANTING REPLACEMENT TREES WAS A STRONG PREFERENCE

Overall, a vast majority of respondents indicated they preferred to plant replacement trees as park trees die (86 percent) as opposed to not replacing trees as they die (3 percent).

Similarly, respondents were significantly more likely to support the development of disc golf courses in other parks throughout Billings (62 percent) over expanding the disc golf course at Pioneer Park (6 percent).

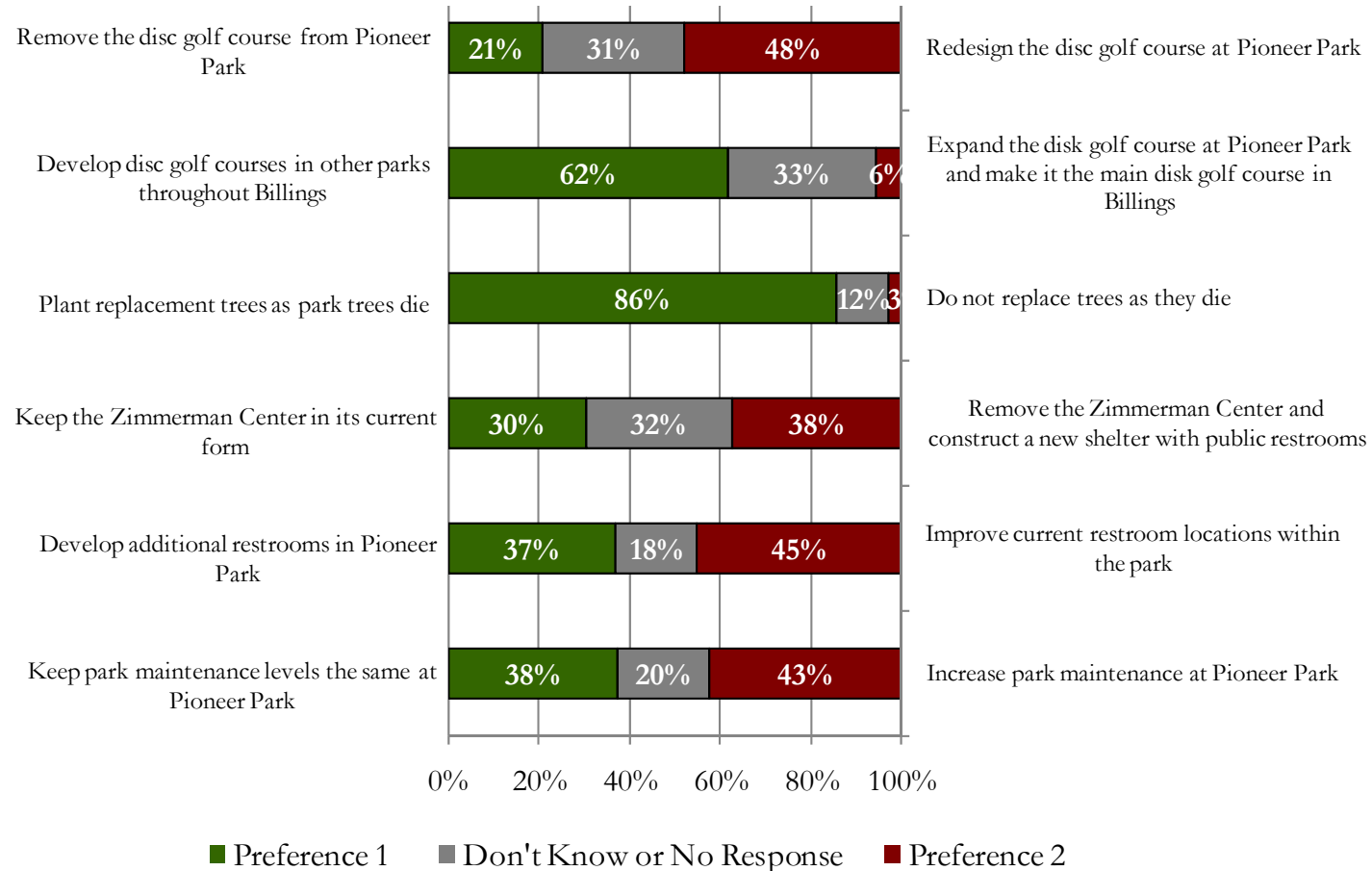
Respondents were also significantly more likely to prefer redesign of the disc golf course (48 percent) over removal of the course from Pioneer Park (21 percent).

Improvement of current restroom locations within the park was desired over developing additional restrooms in the park. Also of interest, respondents were slightly more likely to support increases to park maintenance (over keeping maintenance levels the same).

Exhibit 3-8

Preferences for possible future changes in park facilities or activities (Continued ...)

(Q 13: Listed below are pairs of possible future changes in park facilities or park activities for Pioneer Park. When you think about Pioneer Park, which ONE of each pair would you rather have?)



SECTION 4: COMMUNITY INPUT ON PIONEER PARK FEATURES

Section 4 of the survey asked questions which sought to better understand survey respondents' attitudes and opinions regarding a few specific issues of importance to Pioneer Park. Specifically, respondents were asked to give their opinions regarding current enforcement of dog rules within the park and then were asked to indicate how important they felt proper enforcement of dog rules within Pioneer Park was to themselves and members of their household. Respondents were also asked to express their opinions on how disc golf should be managed at Pioneer Park in the future.

DOG RULES WERE NOT PERCEIVED TO BE STRICTLY ENFORCED

When asked about enforcement of dog rules, only four percent of all respondents indicated that they felt dog rules are strictly enforced in Pioneer Park.

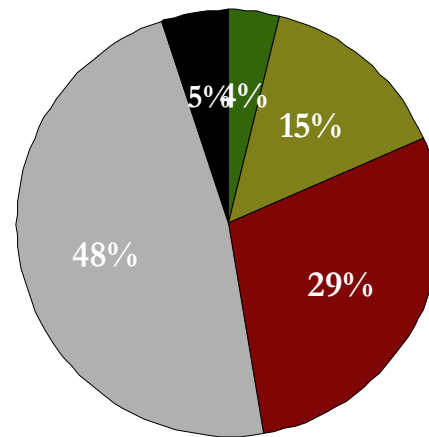
Contrarily, 29 percent of respondents felt dog rules were rarely enforced and 15 percent of respondents felt dog rules were occasionally enforced at the park.

It should be noted that almost half of all respondents indicated they did not know or were unsure about the strictness of dog enforcement in Pioneer Park. The number of respondents unsure of dog rule enforcement at the park is possibly related to a sizeable proportion of respondents who either do not visit the park frequently or do not visit the park with a dog.

Exhibit 4-1

Enforcement of dog rules

(Q 14: Dogs are currently not allowed in Pioneer Park (but are allowed to walk around the perimeter of the park on a leash). In your opinion, how strictly are dog rules currently enforced within the park?)



- Dog rules are strictly enforced in Pioneer Park
- Dog rules are somewhat lenient, and are occasionally enforced in Pioneer Park
- Dog rules are rarely enforced in Pioneer Park
- Don't Know/Unsure
- No reply

ENFORCEMENT OF DOG RULES WAS FELT TO BE IMPORTANT BY A MAJORITY OF RESPONDENTS

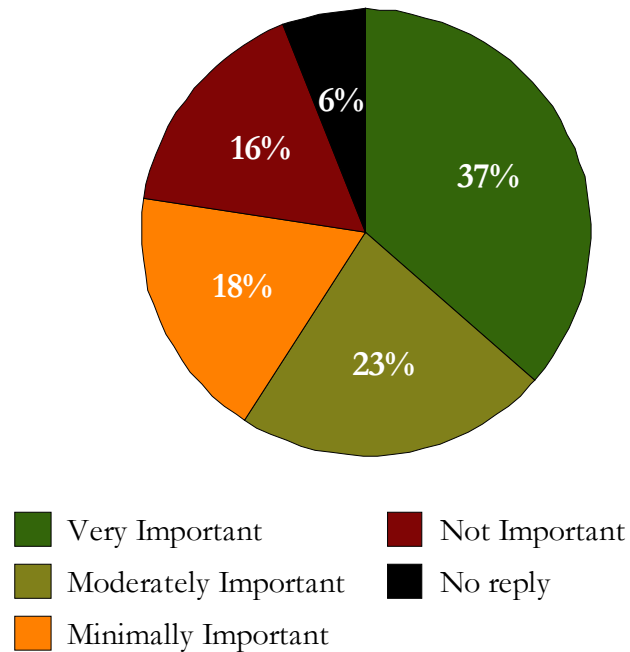
A majority of respondents indicated they felt proper enforcement of dog rules within the park was at least moderately important. Over one-third of respondents felt dog enforcement was very important to themselves and members of their household.

Contrarily, only 16 percent of respondents felt proper enforcement of dog rules within Pioneer Park was not important.

Exhibit 4-2

Importance of proper dog enforcement

(Q 15: How important of an issue is proper enforcement of dog rules within Pioneer Park to you and members of your household?)



OPINIONS REGARDING DISC GOLF WERE VARIED

A majority of respondents (55 percent) support retention of disc golf at Pioneer Park. Additionally, 44 percent of these respondents support redesign of the course, though for different reasons.

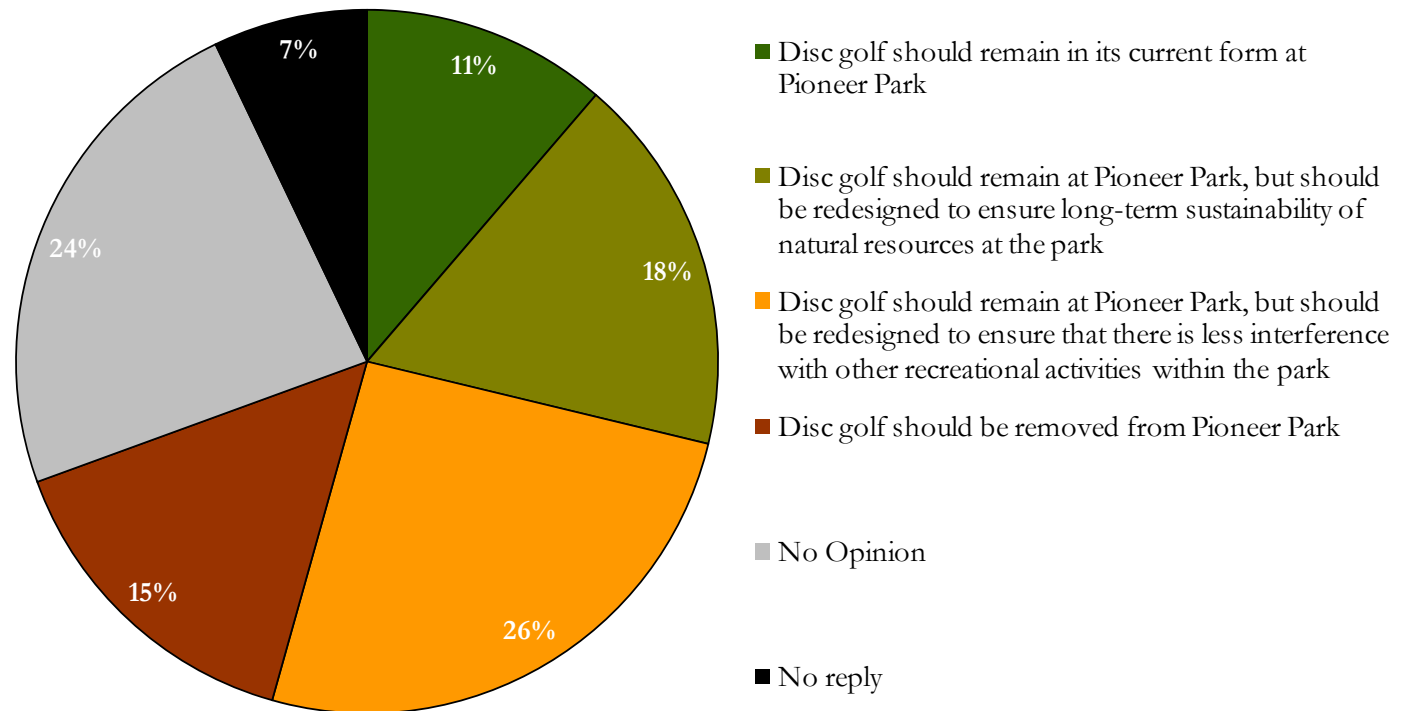
Specifically, 26 percent of respondents felt disc golf should remain at the park, but should be redesigned to ensure interference with other park visitors is decreased. An additional 18 percent preferred the current disc golf course be redesigned to ensure the long-term sustainability of the parks natural resources. Of course, a potential redesign could incorporate both of these design philosophies.

It is **noted** that nearly one-quarter of all respondents answered no opinion regarding disc golf in the park and only 15 percent of respondents felt disc golf should be removed from Pioneer Park altogether.

Exhibit 4-3

Preferences for disc golf management

(Q 16: A portion of Pioneer Park is currently being used as a disc golf course by park patrons. Which of the following statements presented below best supports your opinion on how disc golf should be managed at Pioneer Park in the future?)



RESPONDENTS WERE MOST COMMONLY UNSURE IF THEY WOULD FAVOR DISC GOLF DEVELOPMENT NEAR THEIR HOUSEHOLD

Respondent households were somewhat split on their support of development of a new disc golf course at a park closer to their household.

Most commonly, respondents indicated they were unsure or don't know if they would support such disc golf course development (36 percent).

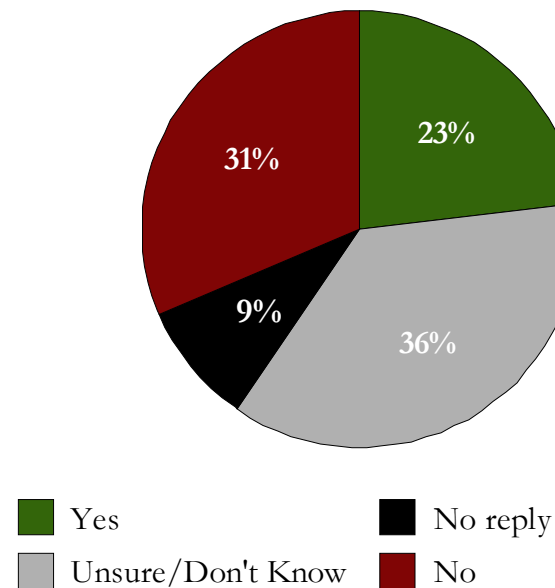
Nearly one-third of respondents said they would not favor such developments, while, contrarily, 23 percent of respondents said they would support new disc golf course development at a park closer to their household.

This finding must be taken into account with previous findings that show a preference for disc golf at other City parks.

Exhibit 4-4

New disc golf course development

(Q 17: Would members of your household favor development of a new disc golf course at a park closer to your household?)



SECTION 5: MAINTENANCE AND APPEARANCE OF PIONEER PARK

Section 5 of the report details how important respondents feel several specific maintenance activities are to keeping Pioneer Park well maintained. Respondents are also asked to rank the top three activities they feel are important to keeping Pioneer Park well maintained. Finally, respondents indicated if they would personally support a few specific options that would increase support or funding for maintenance of Pioneer Park in Section 5.

RESTROOM CLEANING AND TRASH COLLECTION WAS DEEMED IMPORTANT BY A MAJORITY OF RESPONDENTS

Overall, respondents were most likely to feel restroom cleaning (77 percent) and trash collection (75 percent) were very important maintenance activities. Over half of all respondents also felt playground maintenance was very important.

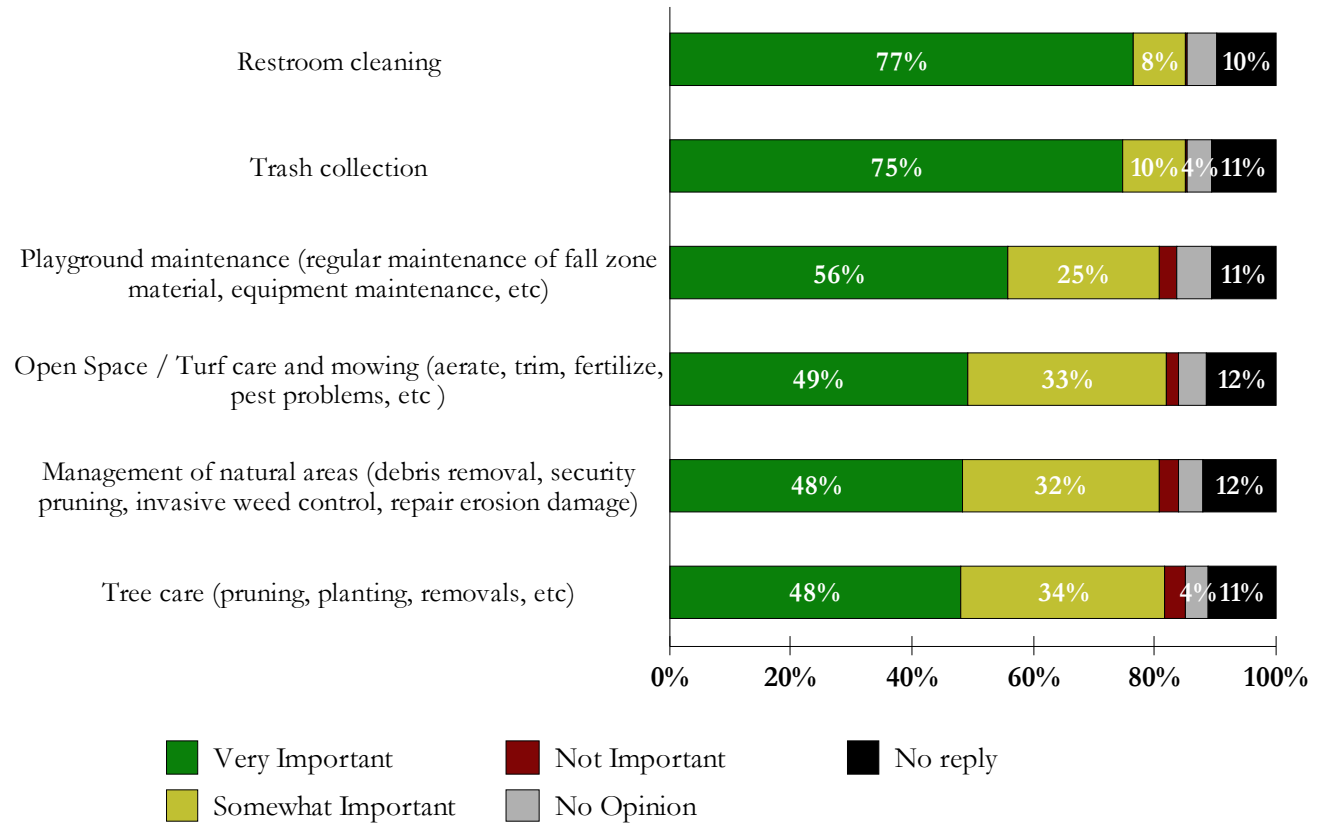
Other general park maintenance activities which were rated to be very important by a large proportion of respondents included open space / turf care and mowing, general management of natural areas and tree care.

Over 80 percent of respondents rated each of these maintenance activities as either very or somewhat important with regards to keeping Pioneer Park well maintained.

Exhibit 5-1

Perceived importance of maintenance activities at Pioneer Park

(Q 18a: Below we provide a list of maintenance activities that take place at Pioneer Park. For each maintenance activity, please indicate how important you feel that activity is with regards to keeping Pioneer Park well maintained?)



WADING POOL UPKEEP WAS ALSO IMPORTANT TO RESPONDENTS

Wading pool upkeep received a similarly high rating of importance as those maintenance activities discussed in the previous page (Exhibit 5-1), with 47 percent of respondents believing this was a very important activity.

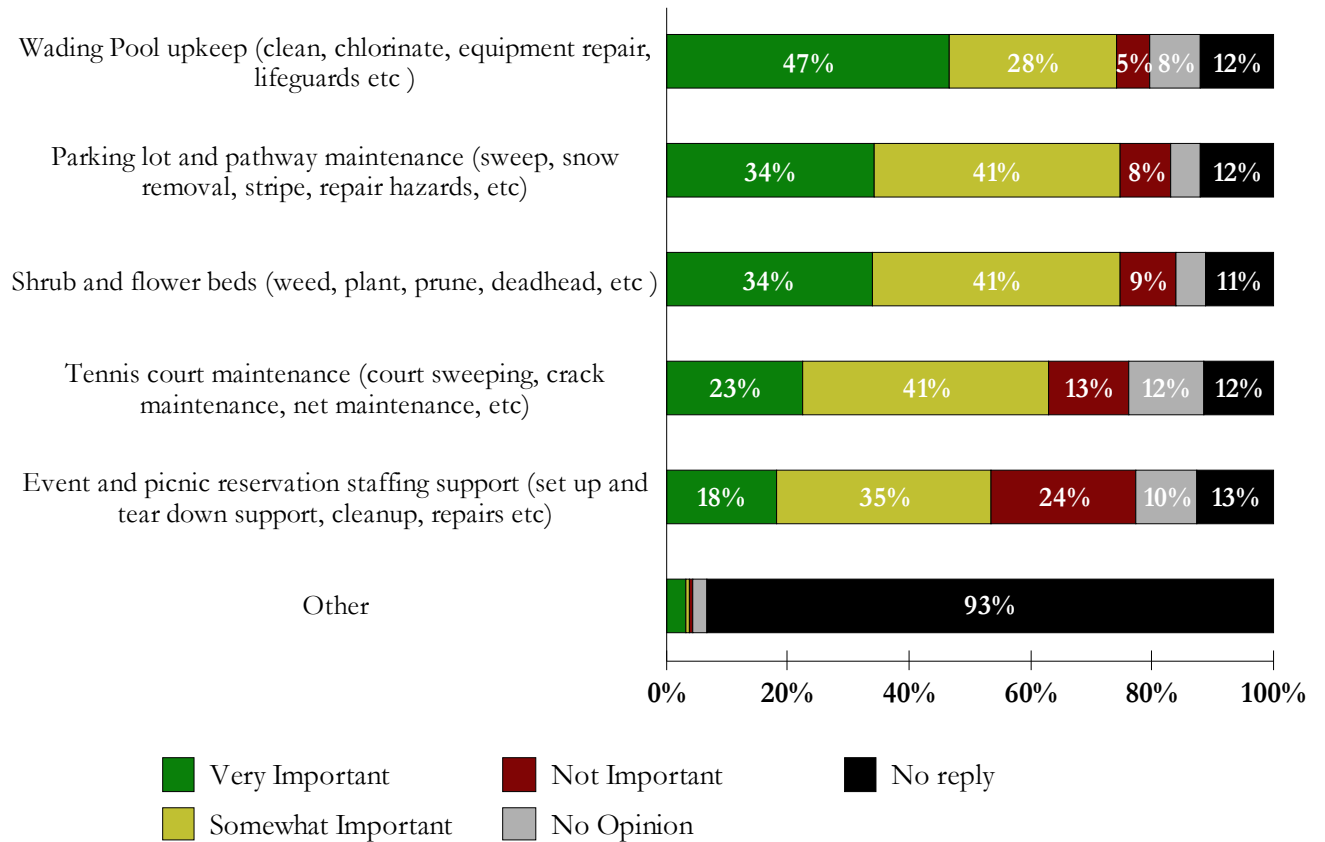
Parking lot and pathway maintenance and shrub/flower bed maintenance received high ratings of respondents who felt it was either somewhat or very important.

Tennis court maintenance and event/picnic reservation staffing support activities received notably lower ratings of importance among respondents. This likely has to do with the fact that these maintenance activities cater to a more select group of visitors/park users and are not as universal in affecting the average visitor to the park.

Exhibit 5-2

Perceived importance of maintenance activities at Pioneer Park (Continued ...)

(Q 18a: Below we provide a list of maintenance activities that take place at Pioneer Park. For each maintenance activity, please indicate how important you feel that activity is with regards to keeping Pioneer Park well maintained?)



RESTROOM CLEANING WAS MOST FREQUENTLY RATED THE MOST IMPORTANT MAINTENANCE ACTIVITY

Somewhat consistent with earlier findings, over one-third of all respondents rated restroom cleaning as the most important Pioneer Park maintenance activity, and over half of all respondents rated restroom cleaning in their top three most important maintenance activities.

Playground maintenance (30 percent) and trash collection (41 percent) were also commonly rated in the top three most important maintenance activities by respondents.

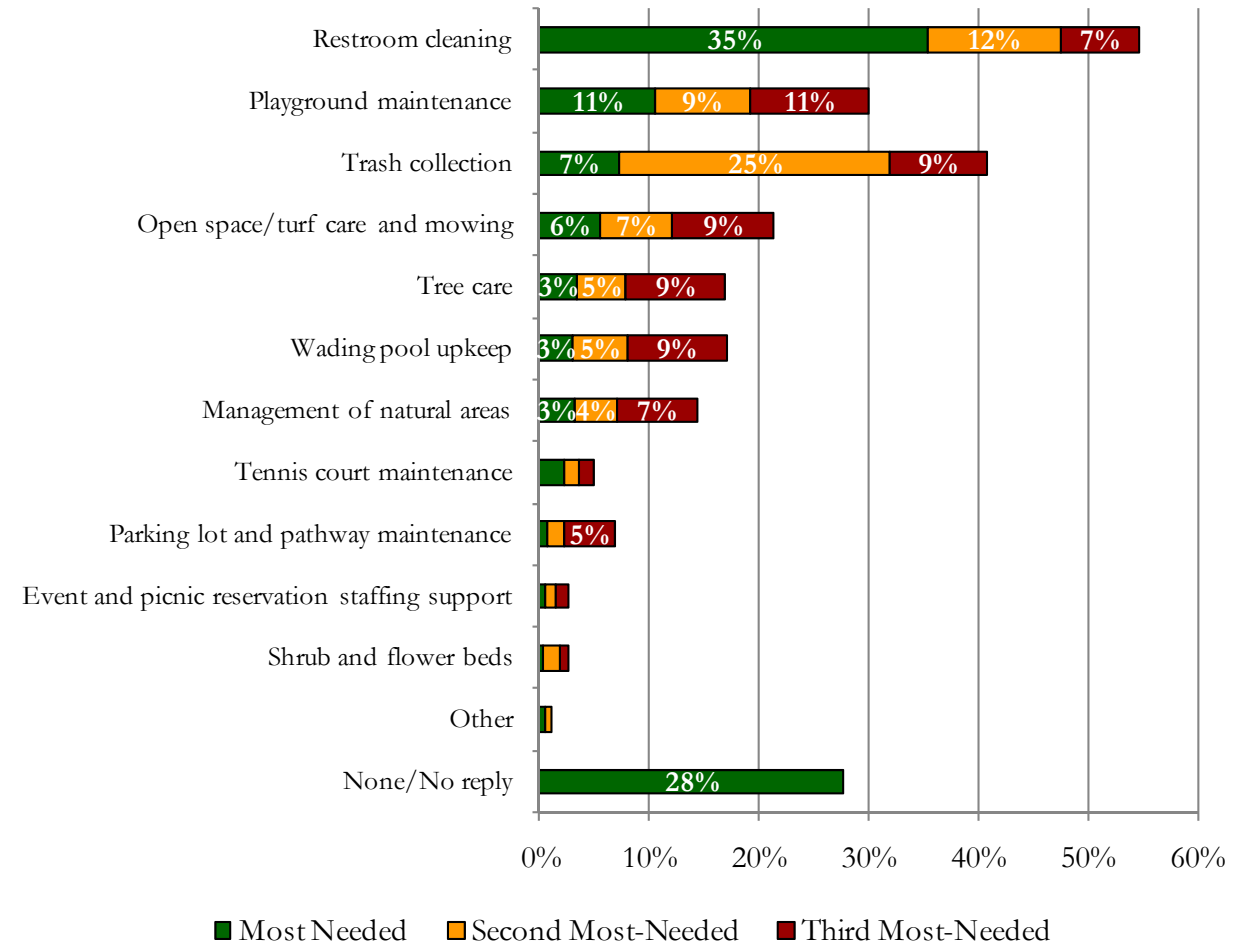
Similar to overall importance findings, maintenance of open space and mowing, tree care and wading pool upkeep were also perceived to be among the most important maintenance activities in the park.

Over one-quarter of respondents did not reply to this question.

Exhibit 5-3

Top three most important maintenance activities

(Q 18b: Additionally, please rank the Top 3 maintenance activities you feel are most important at Pioneer Park.)



A MAJORITY OF RESPONDENTS WOULD SUPPORT SUPERVISED JAIL INMATE LABOR

Interestingly, respondents were most likely to support supervised county jail inmate labor as a means to increase maintenance of Pioneer Park (59 percent).

Support for a minimal service fee on park facility reservations and events (46 percent), voluntary donation on a monthly city utility bill (44 percent) and the formation of a city-wide special park district (34 percent) were also notable.

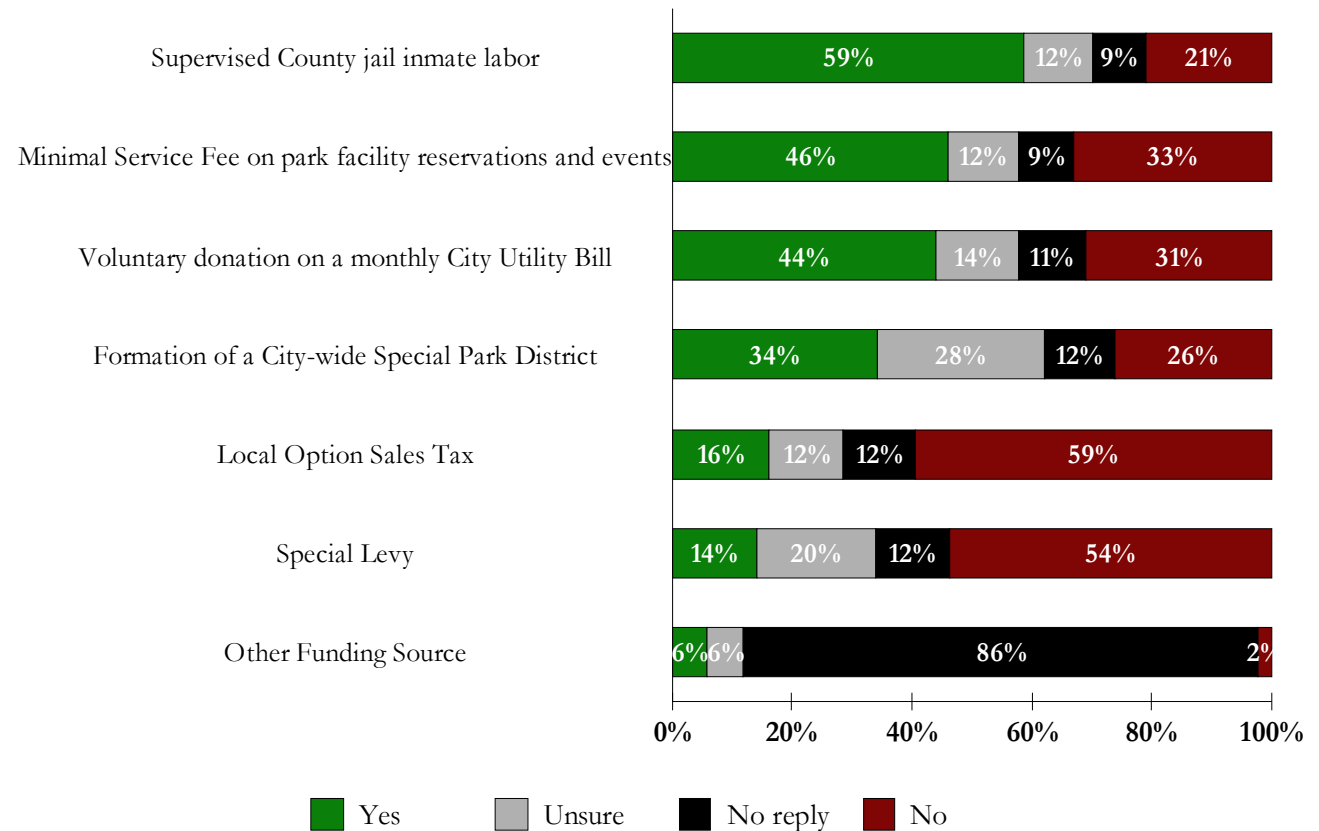
Contrarily, respondents indicated they would not likely support a local option sales tax (59 percent) or a special levy (54 percent).

“Other” funding sources most commonly included donations and fundraising activities.

Exhibit 5-4

Personal support for increased maintenance funding for Pioneer Park

(Q 19: Thinking about all of the different aspects that go into maintaining Pioneer Park, would you personally support any of the following means to increase support or funding for maintenance of Pioneer Park?)



**RESPONDENTS WERE
GENERALLY MORE LIKELY
TO SUPPORT THAN OPPOSE
ADDITIONAL TAXES**

Overall, 60 percent of survey respondents indicated general support for increased funding for maintenance of Billings Parks compared to 25 percent of respondents who indicated they would be opposed to increased funding for parks maintenance.

Interestingly, over half of all respondents indicated they would either be strongly or somewhat likely to support all other proposed additional taxes.

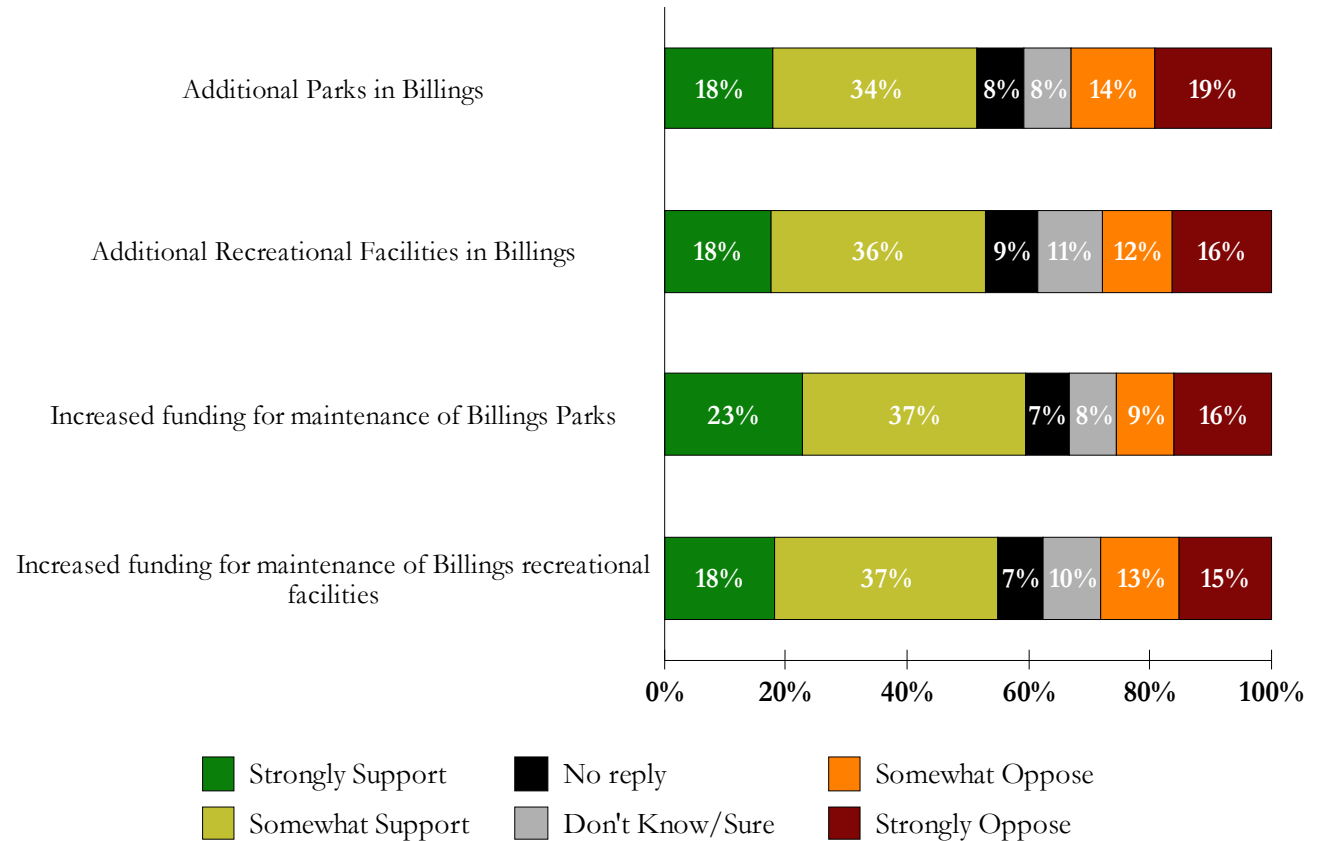
Opposition was strongest among respondents for additional parks in Billings, as one-third of respondents said they would either strongly or somewhat oppose taxes for this recreational purpose.

Overall, less than one-quarter of respondents indicated they would strongly support additional taxes for each of the proposed increases/additions.

Exhibit 5-5

Support or opposition of additional recreation related taxes

(Q 20: Please indicate your likelihood of supporting or opposing additional taxes for each of the following ...)



SECTION 6: DEMOGRAPHICS

Section 6 of the report details survey respondents' demographic features. The final seven questions on the survey asked a number of different demographic questions pertaining to both the household (i.e., household size) and the individual who filled out the survey. These questions were asked to both better understand the household and individual types who completed the survey and to assess the common demographic features of the survey respondent population as a whole.

The last question of the survey was open ended and allowed respondents to share any additional thoughts, suggestions or general attitudes regarding Pioneer Park or future parks and recreation needs or priorities.

NOTE: It is important to note that all of the findings presented in this section of the report are unweighted, in order to represent the raw survey responses for these demographic characteristics. Please see the methodology section at the beginning of this report to see how respondent geographic Ward type was used as a weighting variable in calculating all other survey findings.

SURVEY SAMPLE WARD DISTRIBUTIONS WERE FAIRLY CONSISTENT WITH THE CITY'S TRUE WARD POPULATIONS

Overall, the final survey sample collected for the study had Ward populations that were relatively similar to the City's true ward populations. This was encouraging and helped keep the final statistical weightings created for the survey in a very tight range (which is always preferred for statistical weightings).

Respondents living in Ward 4 were most likely to respond, while respondents in Ward 2 were least likely to respond to the survey.

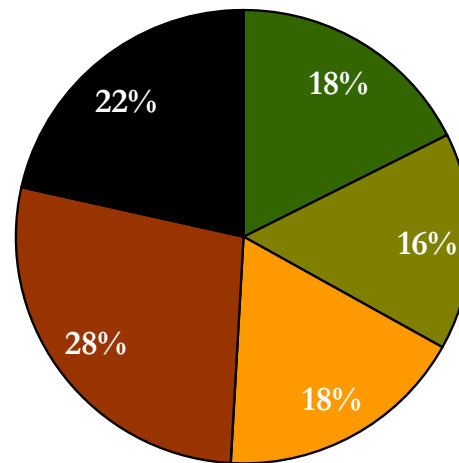
NOTE: As previously discussed, statistical weightings were created for each individual survey response, and these weightings were based on survey sample Ward distributions. Essentially, weightings were created that forced the survey sample to mirror the actual population with regards to the City's current, relatively even Ward populations. This ensured the final tabulations most accurately represented the City of Billings residents.



Exhibit 6-1

City Ward

NOTE: An equal number of surveys were sent to each of the five Wards that the city is divided into. (Each of the five Wards was sent an identical survey with the exception of a small marking in the footer which the Corona Insights team used to note which Ward a respondent lived in). Total number of completed surveys obtained for the final survey sample is shown below:



■ Ward 1 ■ Ward 2 ■ Ward 3 ■ Ward 4 ■ Ward 5

TWO PERSON HOUSEHOLDS WERE MOST COMMON

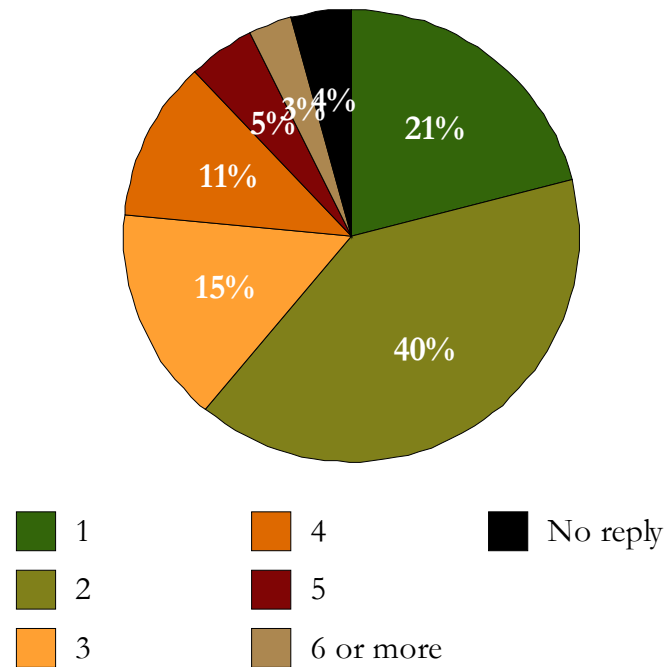
Overall, respondents to the survey were most frequently a part of two person households (40 percent). Just over one-fifth of respondents lived in a one person household.

Approximately 34 percent of households surveyed had three or more persons living in their household.

Exhibit 6-2

Household size

(Q 21: How many people (including yourself) live in your household?)



A MAJORITY OF HOUSEHOLDS DID NOT HAVE CHILDREN 18 OR YOUNGER LIVING IN THEIR HOUSEHOLD

Overall, 67 percent of all households indicated they had no people less than 18 years of age living in their household.

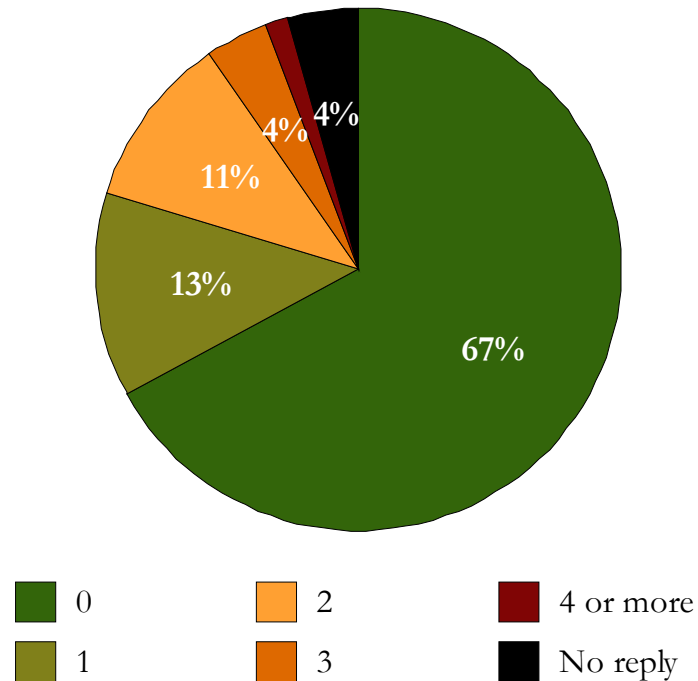
Contrarily, 13 percent of survey respondent households had one person under the age of 18 living in their household.

Roughly 16 percent of survey respondent households had two or more persons under the age of 18.

Exhibit 6-3

Members of household under 18 years of age

(Q 22: How many of those people living in your household are under 18 years of age?)



**SURVEY RESPONDENT AGE
VARIED ACROSS THE
SURVEY**

Respondents were most frequently included in the 65 and older categories (25 percent for each).

It's noteworthy that 46 percent of all survey respondents were 55 years or older. This is somewhat expected, as older respondents are typically more likely to return a survey than younger respondents.

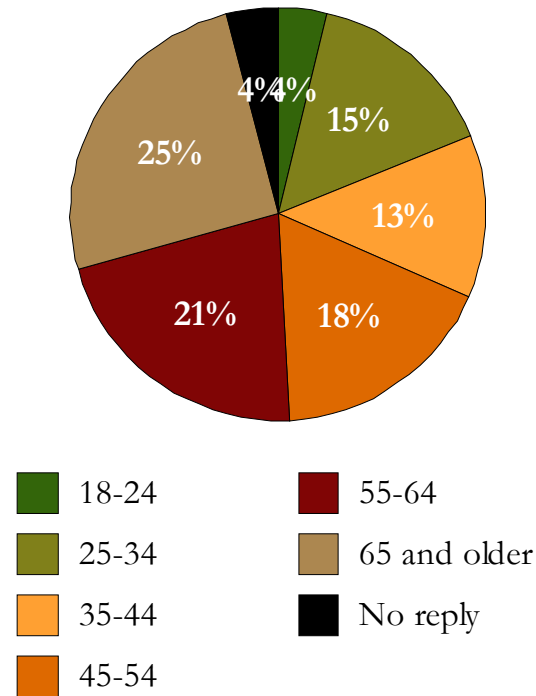
Respondents were least likely to be in the 18 – 24 years of age category (four percent), and 46 percent of all respondents were between the ages of 25 and 54.

Overall, the age distribution is reasonable for this survey.

Exhibit 6-4

Age

(Q 23: Which of the following age categories includes your age?)



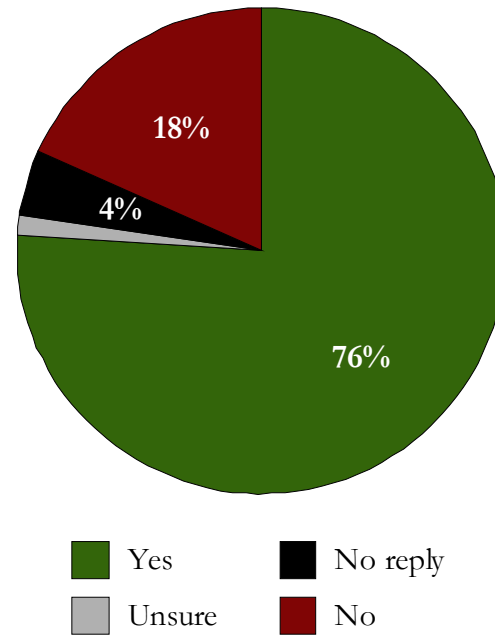
**A MAJORITY OF
RESPONDENTS HAD VOTED
IN THE LAST CITY
ELECTION**

Over three-fourths of survey respondents indicated that they had voted in the last city election (76 percent), while 18 percent of respondents indicated they had not voted in the last election.

Exhibit 6-5

Voting in last city election

(Q 24: Did you vote in your last City of Billings election?)



**SURVEY RESPONDENTS
WERE MOST LIKELY TO
HAVE LIVED IN THE CITY
FOR MORE THAN 10 YEARS**

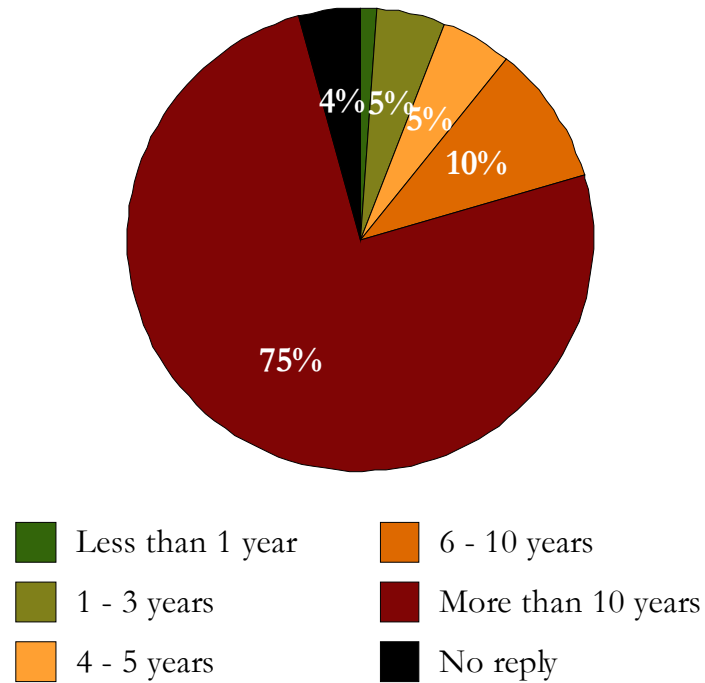
Survey respondents most commonly had lived in the City of Billings for more than 10 years (75 percent), and an additional 10 percent of respondents had lived in Billings between 6 and 10 years.

Interestingly, just five percent of respondents indicated they had lived in the City for less than one year.

Exhibit 6-6

Years lived in Billings

(Q 27: How many years have you lived in the City of Billings?)



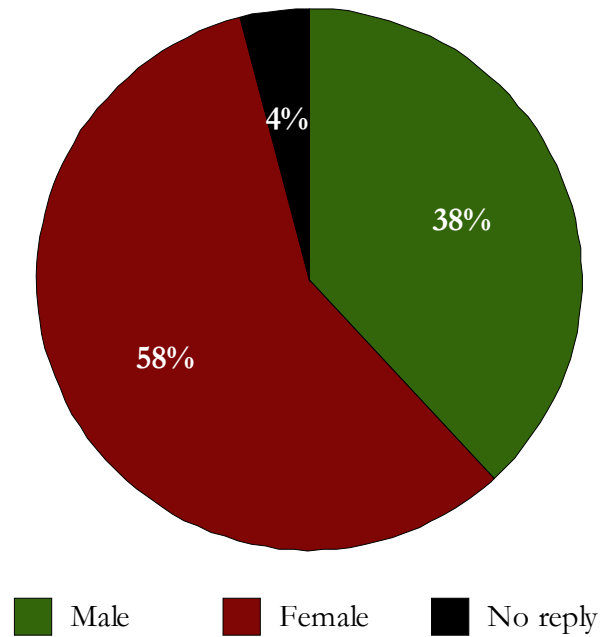
RESPONDENTS WERE MOST OFTEN FEMALE

Overall, 58 percent of respondents were female and 38 percent were male.

NOTE: It is important to remember that the majority of the survey asked questions relating to the entire household, so inequalities found in the gender split are somewhat minimized due to questions being asked of the entire household (rather than just the individual).

Exhibit 6-7

Gender
(Q 28: What is your gender?)



**RESPONDENTS' FINAL
THOUGHTS AND
SUGGESTIONS WERE
VARIED**

Respondents' final thoughts frequently centered on disc golf within the park (both positive and negative comments about the activity), the need for dog parks in the community and the desire to enforce dog leash rules. General statements of support for parks within the community were also made.

As with most open-ended questions, responses were extremely varied. However, all responses give useful insights into what the current citizens of the City of Billings are interested in sharing with the current Parks and Recreation Department.

A full list of all final survey comments provided by respondents can be observed in **Appendix B**.

Exhibit 6-8

Final thoughts or suggestions

(Q 27: Is there anything else that you would like to share with the City regarding Pioneer Park or future parks and recreation needs or priorities?)

See **Appendix B** for a full list of survey respondents' final thoughts and suggestions.

APPENDIX A: PIONEER PARK MASTER PLAN SURVEY INSTRUMENT

CITIZENS' PHILOSOPHIES REGARDING PARKS AND PARK USAGE

1. How important are City of Billings parks in relation to your overall quality of life?
 High Importance Moderate Importance Low Importance No Importance Don't Know
2. How satisfied are you with the following elements of the City's parks and recreation system? Below, please answer how satisfied you are with each element. *Check one box in each row.*

	Very Satisfied	Somewhat Satisfied	Somewhat Dissatisfied	Very Dissatisfied	No Opinion
Overall satisfaction with the local park system					
Number of parks					
Maintenance of parks					
Cleanliness of park restrooms					
Trash pick-up in the parks					
Amenities and recreational equipment in parks					
Types of organized recreation programs offered by the City					
Safety within the local park system					
Quality of organized sports and recreation programs					

PIONEER PARK USAGE, PREFERENCES AND SATISFACTION

3. According to your best guess, how many total times did persons in your household visit Pioneer Park in the last 12 months?
 0 Times 1 Time 2 to 12 Times 13 to 25 Times 26 or More Times Don't Know
4. Listed below are pairs of possible descriptions for **Pioneer Park**. When you think about Pioneer Park, which **ONE** of each pair would you rather have? *In each row, check either the box on the left side or the box on the right side.*

Prefer		OR		Prefer	Don't Know
	Quiet and peaceful		Active and highly used		
	Lots of built-in equipment		Little equipment, but lots of grass/open space		
	Maintain all existing areas of turf grasses in the park		Provide areas that have a natural look and feel		
	More well-kept grass		More areas that are natural Montana habitat		
	Provide opportunities/signage at the park that helps educate people about nature and the outdoors.		Let nature speak for itself and do not worry about providing additional opportunities/signage for people.		
	Pioneer Park should be maintained at current levels		Pioneer Park should be maintained at a higher level		

5. Please indicate the standard mode of transportation you use when visiting Pioneer Park: *Please check one:*
- Personal Vehicle Bicycle Walk / by foot
 Carpooled with a friend(s) Public Transportation I cannot remember
 Other: _____ I've never been to Pioneer Park

6. How many times have you and members of your household attended organized community events (Saturday live, Billings Symphony Concert, etc...) at Pioneer Park within the past 12 months?

	None	1 – 3 times	4 – 6 times	7 or more times	There are no members of our family in this age group
Children (under age 12)					
Youths (ages 12 – 17)					
Young Adults (ages 18 – 24)					
Adults (ages 25 – 64)					
Seniors (ages 65 and older)					

7. What keeps you and other members of your household from using Pioneer Park more often than you currently do? How do each of the following issues affect your use of Pioneer Park? *Check one box in each row.*

	Major Factor	Moderate Factor	Minor Factor	Not a Factor	Don't Know
Don't have enough free time					
Prefer to use different parks in Billings					
Poor maintenance in Pioneer Park					
Safety concerns in Pioneer Park					
Pioneer Park is too crowded					
Pioneer Park does not have park features I'm interested in					
Lack of available parking					
I do not like the recreational activities offered at Pioneer Park					
Lack of accommodations for my disability prevents me from visiting Pioneer Park					
Recreation activity conflicts with other park patrons (e.g. between park users participating in bicycling, disk golf, picnicking, etc.)					
Transportation challenges in getting to Pioneer Park					
Pioneer Park is not conveniently located					
Other Issues: _____					

8. Out of all of the above issues which you rated as a **Major Factor** in the previous question, please indicate which of these issues is the most important issue that keeps you from using Pioneer Park more often below:

Most Important Issue: _____

9. What is your personal view of disk golf being a recreation activity at Pioneer Park?

Highly Favorable Somewhat Favorable Neither Favorable nor Unfavorable
 Somewhat Unfavorable Very Unfavorable Don't know

CURRENT AND FUTURE RECREATION INTERESTS IN PIONEER PARK

10. How important are the following Pioneer Park features to you?

	Very Important	Somewhat Important	Minimally Important	Not Important	Don't Know
Location					
Park Topography					
Overall Park Layout					
Shade Trees					
Walking Paths					
Tennis Courts					
Picnic Tables					
Restrooms					
Playground					
Wading Pool					
Green Open Space					
Disc Golf Course					
Creek					
Event Viewing and Seating Areas					
Availability of Year-Round Restrooms					
Quiet Open Spaces					

11. How much do you think Pioneer Park needs the following potential new park features or improvements? Please indicate how strongly **you feel** each feature or improvement is needed in Pioneer Park.

Feature	Strong Park Need	Moderate Park Need	Minor Park Need	Not a Park Need	Don't Know
1. Upgrade existing park spaces, recreation facilities, paths and amenities					
2. Develop off street parking					
3. Expand the Zimmerman Center					
4. Construct a bandshell/stage with formal seating					
5. Build spray ground facilities					
6. Retain the Wading Pool					
7. Create natural open space along the stream					
8. Expand and develop the pathway system					
9. Remove the disc golf course					
10. Decrease the size of disk golf course					
11. Develop other parks for disc golf to reduce crowding					
12. Redesign the existing disc golf course to reduce user conflicts					
13. Convert portions of the park along the stream and steep slopes to natural areas					

14. Improve maintenance of existing park and facilities					
15. Develop a refrigerated outdoor ice skating rink					
16. Other: _____					

12. Which **THREE** of the Pioneer Park features you just rated (in the previous question) do you and members of your household feel are **MOST NEEDED** in Pioneer Park? Please put the corresponding park feature number in the spaces provided below:

Most Needed: _____
 Second Most Needed: _____
 Third Most Needed: _____
 None Needed: _____

13. Listed below are pairs of possible future changes in park facilities or park activities for **Pioneer Park**. When you think about Pioneer Park, which **ONE** of each pair would you rather have? *In each row, check either the box on the left side or the box on the right side.*

Prefer			Prefer	No Opinion
	Update and maintain existing support facilities (restrooms, drinking fountains, benches...etc)	OR	Add more support facilities (restrooms, drinking fountains, benches...etc)	
	Keep the existing wading pool in its current form	OR	Enlarge the existing wading pool	
	Enlarge the existing wading pool	OR	Remove the existing wading pool and develop a new spray ground feature	
	Convert steep slopes and areas next to the stream to a more natural landscape	OR	Maintain existing developed turf on the steep slopes and areas next to the stream	
	Add one large picnic shelter	OR	Develop several different sizes of picnic shelters	
	Remove the disc golf course from Pioneer Park	OR	Redesign the disc golf course at Pioneer Park	
	Develop disc golf courses in other parks throughout Billings	OR	Expand the disk golf course at Pioneer Park and make it the main disk golf course in Billings	
	Plant replacement trees as park trees die	OR	Do not replace trees as they die	
	Keep the Zimmerman Center in its current form	OR	Remove the Zimmerman Center and construct a new shelter with public restrooms	
	Develop additional restrooms in Pioneer Park	OR	Improve current restroom locations within the park	
	Keep park maintenance levels the same at Pioneer Park	OR	Increase park maintenance at Pioneer Park	

COMMUNITY INPUT ON PIONEER PARK FEATURES

14. Dogs are currently not allowed in Pioneer Park (but are allowed to walk around the perimeter of the park on a leash). In your opinion, how strictly are dog rules currently enforced within the park?

- Dog rules are strictly enforced in Pioneer Park.
- Dog rules are somewhat lenient, and are occasionally enforced in Pioneer Park.
- Dog rules are rarely enforced in Pioneer Park.
- Don't Know / Unsure

15. How important of an issue is proper enforcement of dog rules within the Pioneer Park to you and members of your household?

- Very Important
- Moderately Important
- Minimally Important
- Not Important

16. A portion of Pioneer Park is currently being used as a disk golf course by park patrons. Which of the following statements presented below best supports your opinion on how disk golf should be managed at Pioneer Park in the future: *Check one.*

- Disk golf should remain in its current form at Pioneer Park
- Disk golf should remain at Pioneer Park, but should be redesigned to ensure long-term sustainability of natural resources at the park
- Disk golf should remain at Pioneer Park, but should be redesigned to ensure that there is less interference with other recreational activities within the park
- Disk golf should be removed from Pioneer Park
- No opinion

17. Would members of your household favor development of a new disc golf course at a park closer to your household?

- Yes
- No
- Unsure / Don't Know

MAINTENANCE AND APPEARANCE OF PIONEER PARK

18. Below we provide a list of maintenance activities that take place at Pioneer Park. For each maintenance activity, please indicate how important you feel that activity is with regards to keeping Pioneer Park well maintained. Additionally, please rank the Top 3 maintenance activities you feel are most important at Pioneer Park, with “1” being placed for your top most important activity, a “2” being placed for your second most important activity, etc.

	Very Important	Somewhat Important	Not Important	No Opinion	Rank the Top 3 Most Important Activities
Restroom cleaning					
Trash collection					
Event and picnic reservation staffing support (set up and tear down support, cleanup, repairs...etc)					
Tennis court maintenance (court sweeping, crack maintenance, net maintenance, etc ...)					
Playground maintenance (regular maintenance of fall zone material, equipment maintenance, etc...)					
Parking lot and pathway maintenance (sweep, snow removal, stripe, repair hazards, etc...)					
Tree care (pruning, planting, removals, etc...)					
Wading Pool upkeep (clean, chlorinate, equipment repair, lifeguards etc ...)					
Open Space / Turf care and mowing (aerate, trim, fertilize, pest problems, etc ...)					
Shrub and flower beds (weed, plant, prune, deadhead, etc ...)					
Management of natural areas (debris removal, security pruning, invasive weed control, repair erosion damage...)					
Other: _____					

19. Thinking about all of the different aspects that go into maintaining Pioneer Park, would you personally support any of the following means to increase support or funding for maintenance of Pioneer Park:

	Yes	No	Unsure
Formation of a City-wide Special Park District			
Minimal Service Fee on park facility reservations and events			
Voluntary donation on a monthly City Utility Bill			
Local Option Sales Tax			
Supervised County jail inmate labor			
Special levy			
Other funding source: _____			

20. Please indicate your likelihood of supporting or opposing additional taxes for each of the following:

	Strongly Support	Somewhat Support	Somewhat Oppose	Strongly Oppose	Don't Know / Unsure
Additional Parks in Billings					
Additional Recreational Facilities in Billings					
Increased funding for maintenance of Billings Parks					
Increased funding for maintenance of Billings recreational facilities					

DEMOGRAPHICS

21. How many people (including yourself) live in your household?

1 2 3 4 5 6 or more

22. How many of those people living in your household are under 18 years of age?

0 1 2 3 4 or more

23. Which of the following age categories includes your age?

18 – 24 25 – 34 35 – 44 45 – 54 55 – 64 65 and older

24. Did you vote in your last City of Billings election?

Yes No Unsure

25. How many years have you lived in the City of Billings?

Less than 1 year 1 – 3 years 4 – 5 years 6 – 10 years More than 10 years

26. What is your gender?

Male Female

27. Is there anything else that you would like to share with the City regarding Pioneer Park or future parks and recreation needs or priorities?

APPENDIX B: OPEN-ENDED RESPONSES

In Appendix B, Corona Insights provides to the reader a list of open-ended responses given by survey respondents throughout the survey.

NOTE: All open-ended responses provided in Appendix B of this report have not been grammatically revised, and are provided exactly how the visitor answered the question.

OPEN-ENDED RESPONSES TO QUESTION 7

Below we provide visitors' verbatim open-ended responses to Question 7.

Question 7: What keeps you and other members of your household from using Pioneer Park more often than you currently do? How do each of the following issues affect your use of Pioneer Park?

QUESTION 7: OTHER ISSUES CITED BY RESPONDENTS

- walking dog
- kids are older
- not enough disc golf
- Litter, primarily cigarette butts on playgrounds. please ban smoking in designated area such as thes
- please remove disc golf
- People and their dogs.
- live closer to other parks
- Prefer places to take my dogs.
- tennis courts need repair
- play equipment is very hot in summer hurts young kids needs shade
- dogs on leash not allow on pathways within park
- Get rid of Folf.
- Out of date play equipment
- Safety is big concern.
- None
- It is just not something that I do anymore
- Dogs running loose.
- I forget
- When activity @ park- takes over for my other activity
- pool
- No bathrooms facilities in spring or fall
- Glass in playground area
- No dogs allowed
- Lack of bathrooms facilities
- Would like to walk my little dog on leash to facilities in park.
- Bees, wasps
- Disabled parking
- Disabled ramps and sidewalks for wheel chairs and special busses and vans for events.
- Dogs
- Could use more tables and benches
- Dandelions out of control
- Dogs that are loose in the park
- Dogs not allowed
- I used to live close but I moved
- Lack of time

- I think Pioneer Park is wonderful for the various uses as is
- like to do things with our dogs
- Disc golf is awesome
- Restrooms-dirty and gross
- Out of town a lot
- Don't go to parks
- No bathrooms!
- Tennis courts need to be maintained better
- Dogs and leashes w/wo
- The line across town west end.
- It could use a hand ball area.
- Can't bring dogs.
- Park not compatible with disc golf
- disc golf
- Again weeds and lack of tree maintenance is a major concern-grass not dandelions
- Disc Golf has ruined my experience several times.
- Prefer dog parks-no leash.

OPEN-ENDED RESPONSES TO QUESTION 11

Below we provide visitors' verbatim open-ended responses to Question 11. Open-ended responses for Question 11 are for potential new park features or improvements not listed in the question, but deemed important by respondents.

Question 11: How much do you think Pioneer Park needs the following potential new park features or improvements? Please indicate how strongly **you feel** each feature or improvement is needed in Pioneer Park.

QUESTION 11: OTHER RESPONSES BY RESPONDENTS

- Please specify other response:
- Provide a dog park area.
- security
- more and nicer restrooms, picnic shelter, sledding area with no obstacles
- just maintain grass better areate and fertilize etc....
- volleyball sand court
- more disc golf
- no smoking by playground
- better picnic tables
- ice rink would be nice
- swim pool
- snow sled riding
- provide regular security patrol
- Add dog park!
- god parks
- fix tennis courts
- shade or canopy over playground or upgrade play struct
- allow leashed dogs within the park on pathways
- Repair tennis courts.
- Refresh area
- Replace dying trees
- Take out Folf.
- update play equipment
- Safety.
- add more restrooms
- Encourage more live music.
- Remove mud pits and plant grass
- What is Zimmerman Center for?
- A fitness center/outdoors?
- Stop spending tax payers money for things you could lone t/o
- Sprinkler system w/fertilizer system w/it
- Convert tennis court to ice skating rink in winter
- Dog area
- Allow dogs on leash w/mandatory pick up after your pet or big fine for disobeying

- Insect control bees/wasps.
- Ice skating
- I hope dogs are not allowed
- Maybe it would be safer with more security or police.
- More security measures in park. Maintain areas for sledding in winter.
- To remove golf from this park is not necessary, but the question is a double negative. see pg 3.
- Paths and walk ways for people with wheel chairs (please)
- I feel a huge loss to Pioneer Park has been the ice rink.
- Enforce rules regarding dogs and leashes.
- Outdoor skating rink is a bad idea. Too expensive, not worth it. Billing weather isn't cold enough.
- I enjoy the park so much!
- Dog park
- No ice rink
- Weed n feed the grass
- Retain disk golf!
- The South end of the stream is beautiful. The North end is littered, muddy and often vandalized. Need improved.
- kids love sledding hill (if we have snow)- outdoor ice skating rink- maybe a good idea
- Dog Park
- flat grass areas for outdoor volleyball
- It would be nice to change the disc golf every now and then
- Restrooms
- Offer disc golf classes, especially to the elderly. it is great but not demanding exercise and it is
- Remove disc golf course from Pioneer Park and build one at Phipps Park.
- Create a defined sled hill
- take out picnic tables and grills
- Allow dogs to be walked on path.
- Build new library in south section of park.
- Open a dog park.

OPEN-ENDED RESPONSES TO QUESTION 18

Below we provide visitors' verbatim open-ended responses to Question 18. Open-ended responses for Question 18 are for maintenance activities not listed in the question, but deemed important by respondents.

Question 18: Below we provide a list of maintenance activities that take place at Pioneer Park. For each maintenance activity, please indicate how important you feel that activity is with regards to keeping Pioneer Park well maintained.

QUESTION 18: OTHER RESPONSES

- Security and night lights
- Pathways
- Park security during events for parking.
- Ice rink
- Put in all season bathrooms!
- Clean stream area
- public pay phone
- There used to be flowers planted at entrance compared to other cities our signature park is minimal

OPEN-ENDED RESPONSES TO QUESTION 19

Below we provide visitors' verbatim open-ended responses to Question 19.

Question 19: Thinking about all of the different aspects that go into maintaining Pioneer Park, would you personally support any of the following means to increase support or funding for maintenance of Pioneer Park?

QUESTION 19: OTHER FUNDING SOURCE RESPONSES

- private donations
- annual fee for use of city dog parks w/tags attached to collar and can be combined w/license
- more activities
- grants-federal, private and service clubs
- Wall street bankers
- donations
- Hold a "live after 5" fundraiser @ the park
- You could always ask directly for \$ (annual fundraiser)
- I thought there was a charge for crowd activities
- Go to high school age kids for work
- Concert Fund Raisers
- Donations at special events.
- Fund raising Projects
- Fund raisers
- Is supervised inmate labor a joke?
- More tax, double and triple tax!
- parking fees for park use
- Fundraising activity with beer/wine
- Volunteers
- Business donations
- Taxes we already pay!
- We already pay for it.
- Sell liscen plates maybe parking meters for 3 hours one an option
- Sale of undeveloped park land
- Event fund raisers and activities
- Use current money.
- We are ready pay park taxes.
- Water bill from city.
- Donation box at the park.

OPEN-ENDED RESPONSES TO QUESTION 27

Below we provide visitors' verbatim open-ended responses to Question 27.

Question 27: Is there anything else that you would like to share with the City regarding Pioneer Park or future parks and recreation needs or priorities?

QUESTION 27: FINAL COMMENTS

- I think various "Groups" could adopt pioneer park to do some of the maintenance (i.e. boy scouts, churches, jr league etc.) Rather than total monetary funding through taxes, levies, etc.
- The city billings needs to quit being so racially discriminating. I'm white but I live on the south side and am not able to take my kids to the pool because I work. # 8-5. South park was the only pool in town that closed too early for working people to use it and the wading pool wasn't opened at all this summer even though many of us do not have transportation to or money to afford to go clear across town.
- The importance of creating dog parks is misunderstood by city officials. They don't have to be separate or large. They can be small portions of existing parks. Dog license should be required at which time an appropriate fee can be charged. Dogs should be supplied. You would be surprised at how well the dog owners would police themselves re dogs waste.
- Our city needs additional soccer field options! ice skating rinks would be nice, dog parks!
- Possibly plant trees in Billings parks for shade. Provide more and newer picnic tables. terry park-construct gravel meet to spray park to rid all the mud
- Some city park sites within city sit vacant and un used. Sell to developers for highest and best use. (ig monad close to 32nd)
- Tennis courts at Castle Rock Park.
- I really enjoy pioneer park as it currently is perhaps we could make it better, but it is nice right now. please keep large grassy areas open and available so that ultimate frisbee can continue. (please note that ultimate frisbee is different from frisbee golf!)
- all parks should have dispensers with bags for dog waste collection. no matter what the law is people still take their dogs to parks but rarely clean up after them. we need to make it easier for residents to clean up.
- Neighborhood parks should be supported by the area around the parks. some parks can remain a natural state. real small parks are to ghasly to maintain we need large well maintained parks
- good luck moving ahead as the community rarely supports these initiatives
- I am in favor of a large park with lots of trees and picnic areas as well as real swimming pool in the heights. I would vote to increase my own taxes to help fund a heights pool/park
- I am okay with removing the disc golf course if and ONLY if there are more made in other parks and towns. even if it stays at pioneer park, there should be more in billings. also, put up warning signs for disc golf, someone could get hurt!
- smoking needs to stop in and around playgrounds
- Pioneer Park is this towns crown jewel! the disc golf has caused an increase in crime, fighting, drug use, trash etc. we need to work hard at preserving our downtown area! it is bad enough dealing with pre-release sexual offenders and rim rock foundation drug felons!

- Enforcing the park closing at 10pm I live very close to the park and have been kept awake at nights due to young individuals making lots of noise etc. late into the night. some find it a good place to party at times!
- I do not want to be a negative towards disc golf, a sport I regularly participate in. I feel it is a danger to non disc golf patrons of the park and strongly encourage the city to remove the coarse from pioneer park,. the Phipps park is a great coarse that could easily be expanded. (there are multiple comments all over survey)
- in Boise ID, they added a \$600 fee to building permits to fund future park development. good idea to revenue for park development
- safe tree care, more events
- all round concerts and activities. winter hockey skating etc. indoor and outdoor swimming pool, hot tubs, sauna, hot springs etc.
- We need another pool to replace athletic that would serve that side of town. I was very unhappy that I was replaced for a ball park
- thanks for soing this project with input from the public via this survey method
- We seldom use the parks anymore. thank you!
- pioneer is a large area that should be able to accommodate a large variety of activities
- a pool in heights
- all city parks need regular security checks both day and night
- We believe parks are important to the community-and funding for maintence and beauty. we think golfers deserve places to play, but not in the main parks because it takes up to much space. I would support and donate to a special disc golf park(dedicated to disc golf)
- I THINK THE DISC GOLF IS VALUABLE BECAUSE IT GIVES YOUNGER PEOPLE SOMETHING FUN OUTDOORS TO DO.
- This city has taxed us to HELL!!!!!! STOP IT!!!!!!
- please put in dog parks
- Let the disc golfers have their fun!
- Pioneer Park has been the host site for high school and adult tennis tournaments for the greater billings area for 50+ years because it has the most courts at one location. the upper 3 courts are almost unplayable at this time. please consider the huge impact Pioneer park has on the tennis community
- Beautiful park keep it that way!
- I really believe I am not well enough informed to give valid appraisals-keep up your good work!
- North park would be good location for another disc golf course
- I don't play disc golf anymore but I love how many teens it draws to the park -its a great thing. and I strongly favor a citywide parks district which I believe Helena has.#15-My dogs love pioneer park too!
- Never disc golfed but see it as the best "free" activity available for youth/ adults in billings. really like the idea of a skating rink in town again
- I grew up living 2 blocks away from Pioneer park, using wading pool, skating rink, tennis courts, all of the grounds. Don't over enlarge or take from the beautiful park. it is our prettiest park!
- Do things at the parks to make them less labor intense in the future.
- Pioneer Park is one of the most beautifully and well kept parks of the six or eight parks I have visited.

- We do need to replace pool and maintain south pool!!!! We all know well need more parks due to increase in Billings size, but new comers need to carry great portion of new facilities. 9. great to see youth playing they are pleasant people. 18. all important but for the most part is taken care quite well. do need to replace athletic pool in a central area.
- Dog parks are really needed. we would support road plowing before increased park maintenance in a local option sales tax or levy
- There is an increase in gang activity and I think additional lighting is required at night to help defer this problem. it would also be nice if police could do occasional walk thrus to enforce park hours
- It is clear this survey that the "anti" disc golf group is behind this effort. we don't play the sport but find the "anti" group way out of line. the park is for everyone. Just because many of the disc golf players have long hair is not a fair reason to oppose their use of the park. Work with them so the park works for everyone. #17-Pioneer is the closest so the question is non [illegible].
- Fiscal responsibility and tax payers should not foot the bill for more sports or games.
- No ok like it is now
- City planning for more parks to be built within or near new subdivisions so kids and families have somewhere to play/run in
- Can't take long walks in the folf guys in the way and they tell us we are in the way, damb folf. Question 15- As long as your dog is on a leash they should be in the park and pick up its do do.
- You seemed to have covered everything in this thorough survey- question9 - Horse Shoes- question 21, soon to be 6- question 22, soon to be 4
- Pioneer Park needs a covered shelter with outlet for electricity
- NO SALES TAX OF ANY KIND
- More park cleanliness, dog friendly and safe parks - Question15, Dogs should be allowed on leash inside of park.
- Parking availability is poor. A new folf course would be nice, but maintaing the one at Pioneer is key.
- Leash law enforcement whether the dog is trained on not! Heavy, Heavy fines for violators! 100.00-500.00 to get some of these extremely rude and dumb middle age dummy's 656-0924
- No more building encroachment in P. Park.
- Lets keep up the parks we have- improvement yes- new parks -no
- Question 14- No dogs should be allowed in park
- There is a need for a Pioneer Park size and type of park on the West end and in the Heights. Land needs to secured now to ensure that both can be of an adequate size.
- Keep drug traffic out if there is any.
- Art in the parks, etc is a great way to infuse billings w/culture. Look at LoDo Denver- their parks downtown are spectacular.
- The city needs another public swimming pool since the one downtown was taken away. It would also be nice to have a stage/bandstand for outdoor concerts or plays. - Question 15, Would prefer that dogs not be allowed in the park.
- DO NOT remove the folf course!
- Hold users responsible for damages and for cleaning. I don't know how to establish enforcement on this, but too many persons abuse our parks.
- No to higher taxes. billings residents should be able to support the city parks the use most. I don't want my taxes to go to parks I don't use.
- Weed control in the park is an issue

- Please stop pushing for pools in our parks. they are nice to have but are too costly to build and maintain and are only open 1/2 the year
- There are numerous parks mainly on the west end which are nothing more than weeds with no improvements at all. I think pioneer park should remain as is and develop some parks on the west end. lanpman park centennial park and the park on 36th st. west between monad rd and central ave.
- The bathrooms always seem to be closed. Need weed control in all parks. More trash cans. Need a dog park.
- Use in state and local consultants-keep our tax money here in Billings
- I'm glad this did not end up in trash where it was headed! I know lots of young adults my age 22 that use pioneer park as there way to escape there everyday lives! its an amazing park and the golf coarse is what brings us there! Keep up the good work! please don't get ride ot the course!
- No more taxes-use the people you have and office people could do some of the work. 1 day a week it would be healthy for all! To get out in the fresh air. stop wasting our taxes on surveys and consultants
- Billings desperately needs a city owned public indoor open year round play area for kids. ever since west park plaza closed its a area down only Rimroch mall has free indoor play area
- Family answered all questions
- NO
- Thank you for asking
- 9. In past years I used Pioneer park areas often; now, since I am a senior citizen, I come to pioneer park only in June for symphony in the park or shakespeare in the park. beautiful asset to Billings is the park!
- Fertilize the turf areas at minimum 2 times a yr. make sure sprinklers are adjusted correctly. water in the morning early
- I am interested in real grass in Lampmon park instead of weeds
- We enjoy going to pioneer park for our walks every day.
- It is not fair to let me judge which is needed. I care for my grandchildren and for myself
- Develop existing parks. Specialize at some of then lie make one a water play area with pool etc. take wading pools out at P.P. stop trying to have everything at P.P
- Do not use any parks any more. because of age and inability to easily get around. used parks a lot when younger and had family here
- Update frisby golf course make more courses around town update local play structures at smaller parks 15. because I have dog and wish we could take to the park and play.
- Better management of all city parks and funding
- I only go to the Symphony in the park and I attend every summer. I don't know whether or not the symphony wants a permanent bandshell. we don't want permanent seating. its great to sit on the hill side and below and listen and eat.
- Billings needs dog parks. and more like paths a swimming /water park complex is strongly needed.
- I like it the way it is I think it is well cared for given the hand use it endures thank you
- Pioneer is one od Billings gems. Disc golf is killing the grass, which causes erosion of the hill sides. This park is used all year, sledding, wlaker/jogger, tennis. As a teenager I used to ice skate at Pioneer.
- By any means necessary the disc golf course should be kept or redesigned.
- Keep them, we need parks. It keeps children off the street.
- Future pool in the heights!

- No, I do not need to!
- We use thie hills in the winter for sledding and have been for many years. Altering the (illegible) of the park could remove the good sledding areas. I think one of the most interesting and unique features of Pioneer Park. I would prefer the (illegible) of the park to not changed.
- I believe in what you are attempting to do with this survey, but some of the questions will result in the wrong answer desired by the city and the participant. Too many double negatives.
- I would like to suggest more handicap accessible play areas. I love going there but not having accessible paths to play area make it hard to enjoy.
- I feel that Pioneer Park is beautiful and well maintained. Growing up in Billings, however, I realize how much we have lost from our parks including the ice rink and all of the park and rec. activities, competitions (ie, tennis, dance, baton, etc..) that occurred at Pioneer years ago. I feel its been a huge loss to our community. To bring us into the "new times", I would love to see the ice rink again and an animal area (playground) as well as more parks and rec. activities for our kids.
- We do need well maintained parks, family's need them.
- Parks are very important to us!
- No taxes.
- Please create parking for functions at Daylis as they create dangerous driving conditions on my street. (They meaning game goers)
- Former head of parks now retired was the most arrogant SOB I've ever dealt with. This is not helping with the citys Peter Principal and pissing money away.
- I like the park. It doesn't need to be "fixed" or "over managed".
- I love Pioneer Park. Very accessible to my address. I am older so its hard for me to help for etc.. Thank you to all who work so hard.
- See pages 1,2,4 and 6 for notes
- Pioneer Park is a beautiful park. Keep it clean and be sure it stays as beautiful as it can be.
- This should not be going to Denver Co. This should stay at home, loss the expenses of Denver, save Billings some money. See pg. 4 and 6 for notes.
- No
- See pg.2, 3, 4 & 5 for notes.
- No ice rink, no expansion of wading pool
- I think the city does a great job with parks and rec. in general. However, I don't think it is the citys job to use its resources to pick up everyone tree limbs/branches etc.. That should be our own responsibility. Instead, use those funds to maintain and upgrade parks as needed.
- I think all city parks are important to its residents.
- I like Pioneer Park, I like the terrain versus the flat park space. The only concern that I would have about the disk golf is the type of people that I've most often seen play it, but I don't know that they've ever bothered anybody. If that were to happen than I would have to oppose it but until than I cant say I have any problems with disk golf as it is now. Also, if start going with the natural look, lets not go over board with it. We still want to be able to "use" the parks.
- Billings needs a free ice skating rink and I think people would support it. concessions migh be a source of revenue to consider- -hot chocolate and muffins?
- I am so glad that we have parks to enjoy each year. I sure hope we can continue to have them. Thank you.

- I walk the pathway around Pioneer Park 4 or 5 days a week. It keeps me fit. It's a beautiful park the way it is - Don't make major "improvements" to the park at all!
- Pioneer park is a beautiful area with the hills and creek- just keep it clean and maintained- if it ain't broke don't fix it.- Question 10- "Event viewing and seating areas" hillside ok - Question 11 "Develop off street parking" use summer high)
- Question # 17- N/A Pioneer Park is closest park, Ice skating rinks at the parks.
- We need lighted tennis courts!! This is the only city I have ever lived in without lighted public courts. Also: All parks need multiple locations for locking up bicycles!
- NO
- Parks and maintenance are very important to a city. Billings does very well with some very nice parks! Question 22- "But I often have the grandchildren here." Question 24 "1st home- I vote in primary state" Question 26- " I would support a sales tax or a volunteer donation on city bill"
- In larger city parks, dogs are allowed certain hours of the day. I would like to see such a policy implemented for Pioneer park. (possibly early morning when park traffic is low) of course owners would be required to clean up after their dogs. I believe they would be more responsible than the consumers soft drinks and beer whose containers litter the park daily.
- Page 2- Its well used (of course we can't help the bare spots but park personnel do a good job of helping here it can be) no problem- not a lot of trash- participators seem to treat park reasonably well - Question 11 # 1-"like its setup as it", Question 19- formation of a city wide- special park district- "don't we have one"
- My granddaughter has loved Pioneer Park for years! (she's 15 now) We use it all the time!!!
- It is more important to maintain what we already have than to acquire more parks which we can't maintain
- Stop wasting our money on surveys by companies that you have to pay - use city staff for this purpose- # 15- "dogs should be allowed on leash w/pick-up bags"
- DOG PARK!! PLEASE!!- Question #14- "this is why we need a dog park"- Question # 20- addition parks in Billings- "for dog parks"
- We use Pioneer Park for outdoor volleyball 4 days per week when weather permits. areas are not watered and the grass dies and the ground is hard for play.
- read my notes- Question 9 "they too need a place"
- ICE RINK!
- Question # 19- supervised county jail inmate labor- "depends on child molesters"
- Until fair tax systems put in place in state, county and city (property taxes) I will not vote for and future mill levies or taxes. that is why I answered my questions as I did. if there was a fair tax system I would have supported most of the above.
- Life guards are a waste of money, place for dogs, winter outdoor activities
- Yes the disc golf course is a important feature at pioneer park. if anything the last hole/basket could be moved somewhere else. thats more convenient to use as your leaving R done.
- A hang out got teenagers-with chaperons, for dances, pool tables, etc.
- Pioneer is a great park-needs more and better maintained restrooms, turf and tree maint, remove disc golf. make it more natural.
- None.
- Sell more of the un used- undeveloped parks use funds to maintain existing parks- continue development of trails-like paths

- Wouldn't matter to much city politics
- I love every park in the city and county I have used and that is quite a few! I appreciate each one as the have provided many hours of pleasurable recreation for myself and family and friends
- Cant afford more taxes!
- 14. this is irritating please don't enforce dog rules for some and not others. we'd use all parks including Pioneer, more if our dog was allowed to participate. 15. dogs should be allowed in parks. unstaall clean up stations for pet owners to be responsible.
- Good job
- We need to develop a dog park nd ban dogs from Normcs Island. we need more natural areas in many of our parks. I enjoy the public events held at Pioneer park
- Keep residuals out. Pick-up liter when ever possible as to not tarnish reputation of property, after all it's everyone's park.
- I'm thinking of other citizens more then myself- I don't use the parks much now because I have access to other places. we used it more when our kids were younger.
- There are no bathrooms except for summertime. this is unacceptable. if we want to keep our parks clean we need bathrooms
- We need more, not fewer, disc golf courses in the pakrs. my son and I both enjoy the course at pioneer park. but we live on the far west end. diamond x is too strenuous for a 61 yr old like me. how about adding a course at rose park?
- Parks a very important for any community especially for those families with children still at home. it would be a sad state for our community if any parks were eliminated. Add comments. I don not use Pioneer pask as I am a senior citizen and live in an area with a walking sidewalk which I use everyday however I do know that Pioneer park is used by those who enjoy what it has to offer and I do go to Symphony in the park.
- Live with the funds that you have now, like I have too.
- Cish golf destroys grass. maybe disc golf can be made or smaller area arranged for the activity. would like more nature plants and more trees. fet rid of one tennis court too many. 11. create natural open space bt creek snce when were creek areas open? more trees please! create a dog poo pick up station if enforcement is not going to be in place.
- well lit at night, safe, clean, restrooms, parking accessible to the handicap
- It is a great park. lets keep it as special place in billings by updating some equipment and letting as many people enjoy it as possible
- Sorry- wrote this aboce. I don't live in heights but I am appalled at lack of facilities for kids and families there. especially a pool. I will not support any tax increase until this city recognizes the need for these things I also would support bike trails in heights
- Only went to Mission Mountain band- but would like to attend symphony. have not been in park enough to answer fully this question.
- The city seems to be going in the right direction including construction and landscape these well developments
- I think there needs to be more parks in Billings that offer as many recreational options as pioneer. this would make pioneer less crowded and more enjoyable
- Pioneer park does not seem as well equipped or maintained as some of the larger parks I visited or seen in passing.

- I think billing is lacks in supporting active parks other citys have parks for concerts-swimming, biking-boating etc. Rapid city, Missoula have great areas right in town for biking, concerts. Missoula has that kayak area. We don't have much.
- I know that many people don't clean up after their dogs and that is why they are not allowed. I wish there was a way to allow dogs and clean up.
- I am a 62 yo female with MS on disability. my use of parks is infrequent so I don't know much about them. however I know many families do use them so they are very important for them.
- Im sure
- Dog park would be nice. put a bathroom at sword pors on thr rims.
- Pioneer park has a very natural feel w/ the hills and the trees and streams; there is a good balance of no dernization (development) and a natural landscape. Don't ruin that.
- My wife and I don't go to the parks much but I tried to be objective and fair of the evaluations. I tried to consider others needs besides my own.
- Keep the disc golf in pioneer park!
- Pioneer park needs a "face lift" but the park should remain as is.
- Safety for teenagers
- Increased staffing at the wading pool to allow for extended hours and longer calendar days. the past 2 years the pool has closed weeks prior to labor day and the weather was in the 90's for a couple weeks into September. lots of toddlers and pre school aged children would have liked to use the pool then.
- I grew up in Billings and used Pioneer park for everything. I go to the park whenever I can either to walk along the path or just sit and watch the world go by. Please don't change it too much. thank you.
- Parks are a great place for people to come and socialize. they should be inventing (clean, green grass, nice streets)
- More durable picnic tables. Replace sand at playground with grave or other surface
- Topography and location of pioneer park make it special. it should be green and open, well maintained with no more rec fields then it now has. disc golf interferes with the best uses of pioneer park. I personally for been hit by discs and disc golfers have ruined large areas of grass
- If I want quiet, I know what parks I can go to. If I want activity, I go to those parks that have a lot of activity. #4- I like variety - each of the elements in both columns. There are parks that I know where to go when I want quiet and others in active use.
- I would strongly support the development of more neighborhood parks rather than funds going to Pioneer Park. also, I would like to see additional use/development of some of the softball fields throughout the city. adding green spaces, playgrounds, picnic areas, trees.
- I would love to see an outdoor skating rink that is maintained and would like to see more activities that support winter sports
- I enjoy family activities at the park I don't think it needs drastic change. some ecological solutions would be best
- Pass expenditures on to new business they seem to get more tax breaks than the citizens of Billings.
- There was a lot of waste (cost) because of poor desgin of cobb field that could of have been used on other parks- i ca think of over 1/2 dozen things i do not like about dehler park (old cobb field)
- I have more time to volunteer for weeding and cleanup than i have money for more taxes.

- Remove disc golf course. it does not belong in a multi-use park. Repairing all the damage by the disc golf course and create a single use park, just for disc golf. other citizens in Montana have done this; check Bozeman and Helena
- Disc game has ruined the land!
- We definitely need a large municipal swimming pool.
- We need dog parks
- Your survey doesn't take grandchildren who visit into account- we make frequent park visits with grandkids. p.s. took 30 min to do this not 12!
- We need more parks and trails to attract and keep families and businesses. i am a small business owner that employs professional people. i hear this need from many people i know!
- If a bus route about parking i lockwood and in blue creek
- i feel taking care of what is in place is critical. if able to expand-parks seem the logical way to go- everyone in the family can enjoy the park.
- Disc golf needs to be removed. Disc golf players do not pay attention to children playing in park on several occasions i have seen small children hit with disc golf discs.
- Billings needs a tennis court-indoor and swim center to attract tournaments and meets.
- Thank you for caring to ask=- first time in 30 years. 20. the rest of our parks are even worse-bike lane by mall-just a ugly brown field and it is a mark. again compared to other cities we show almost no pride in our park system
- Pioneer park and other city parks are so important to our family! please continue the excellent care of them, and add new parks as the city grows!
- This survey is too long.
- Weekly concerts in the park provided by billings symphony or a community band. See Sioux falls park & recreation in Sioux falls, SD.
- Parks are an important part of the life of a community.
- As a single person without children, i rarely use the parks. However, if i had children the parks would be far more important.
- We need to improve and maintain the parks that we have.
- We also need places for teens to recreate and places for dog owners to safely socialize dogs. Montana has plenty of natural areas -(Riverfront) Beartooths, pryers, etc. for natural watering.
- Parks must be preserved for all to enjoy !!
- Keep the creek free of debris, check the water quality, kids play in it pets drink it, folf discs go in it.
- #2-Please see page 3. I apologize that I am not much help to you. #11-I do not go to pioneer park often enough to be able to have definite opions. I am 80 plus years old so do not get out often. I really feel like we have to many people that use the parks that we have never learned to take pride in anything and they abuse everything they use. They expect it all to be free, free, free. So many of the human race just don't have any pride anymore. It's sad!
- #11-There is space-laredseaping on high ground to surround library building. City tax payers own property, tennis courts move to veterans park.3 nearby schools.
- #16-Folf is fine so long as it doesn't get too popular.
- Pioneer Park is a nice park and needs some minor upgrades to make better.
- Pioneer Park was my favorite park in Billings before Disk Golf. The best sitting areas in the park where I used to sit 10 years ago now I have to be weary of flying frisbees and on several occasions I've been hit or nearly hit by disks.

- Get the Parks Dept to do more work instead of sitting around [expletive] on how bad they have it. Security- get the [expletive] cops out of breaks and driving around the park.
- Dog parks needed!!! Don't take the golf course away.

APPENDIX C: TABULATIONS OF FINAL SURVEY DATA

In Appendix C, Corona Insights provides to the reader tabulations of final survey data for each survey question analyzed in the study. The final tabulations provided in this appendix provide final findings for all survey respondents and are also broken out by responses by Ward.

NOTE: All final tabulations presented in Appendix C, except for the demographic survey data, are weighted with the same weights and weighting methodology presented previously in this report. Additionally, it should be noted that overall percentages for the tabulations detailed in this section may differ slightly from the percentages detailed in the main body of this report (by one to two percent). These slight differences exist due to the way non-responses from survey respondents were handled in this Appendix data.

Pioneer Park Survey Tabulations

	Total	Ward				
		1	2	3	4	5
<i>Base</i>						
<i>Unweighted</i>	412	72	65	74	114	87
<i>Weighted</i>	412	78	86	83	81	84
Q1 How important are City of Billings parks in relation to y...						
High Importance	42%	50%	34%	45%	47%	36%
Moderate Importance	43%	40%	48%	38%	41%	47%
Low Importance	10%	8%	12%	12%	5%	13%
No Importance	4%	1%	6%	4%	6%	3%
Don't Know	1%	-	-	1%	-	1%

	Total	Ward				
		1	2	3	4	5
<i>Base</i>						
<i>Unweighted</i>	423	76	64	75	118	90
<i>Weighted</i>	422	83	85	84	84	86
Q2.a Overall Satisfaction with the local park system						
Very Satisfied	28%	33%	31%	28%	30%	20%
Somewhat Satisfied	59%	55%	52%	65%	58%	67%
Somewhat Dissatisfied	7%	8%	8%	4%	7%	9%
Very Dissatisfied	1%	1%	3%	1%	2%	-
No Opinion	4%	3%	6%	1%	4%	4%

	Total	Ward				
		1	2	3	4	5
<i>Base</i>						
<i>Unweighted</i>	422	76	63	74	119	90
<i>Weighted</i>	420	83	84	83	84	86
Q2.b Number of parks						
Very Satisfied	32%	33%	29%	35%	34%	27%
Somewhat Satisfied	48%	51%	49%	50%	44%	44%
Somewhat Dissatisfied	12%	5%	16%	11%	12%	18%
Very Dissatisfied	3%	5%	2%	1%	3%	2%
No Opinion	6%	5%	5%	3%	7%	9%

Pioneer Park Survey Tabulations

	Total	Ward				
		1	2	3	4	5
<i>Base</i>						
<i>Unweighted</i>	417	75	62	72	118	90
<i>Weighted</i>	415	82	82	81	84	86
Q2.c Maintenance of parks						
Very Satisfied	24%	27%	27%	25%	22%	18%
Somewhat Satisfied	55%	53%	52%	57%	58%	57%
Somewhat Dissatisfied	13%	16%	11%	14%	8%	13%
Very Dissatisfied	3%	3%	2%	1%	6%	6%
No Opinion	5%	1%	8%	3%	6%	7%

	Total	Ward				
		1	2	3	4	5
<i>Base</i>						
<i>Unweighted</i>	418	74	63	74	118	89
<i>Weighted</i>	417	81	84	83	84	85
Q2.d Cleanliness of park restrooms						
Very Satisfied	9%	14%	8%	8%	8%	7%
Somewhat Satisfied	37%	36%	40%	35%	33%	38%
Somewhat Dissatisfied	25%	22%	24%	26%	22%	31%
Very Dissatisfied	6%	7%	10%	4%	7%	3%
No Opinion	24%	22%	19%	27%	31%	20%

	Total	Ward				
		1	2	3	4	5
<i>Base</i>						
<i>Unweighted</i>	420	76	61	74	119	90
<i>Weighted</i>	418	83	81	83	84	86
Q2.e Trash pick-up in parks						
Very Satisfied	24%	26%	28%	24%	25%	16%
Somewhat Satisfied	48%	42%	44%	53%	44%	58%
Somewhat Dissatisfied	16%	20%	16%	12%	17%	14%
Very Dissatisfied	3%	5%	3%	-	3%	3%
No Opinion	9%	7%	8%	11%	11%	9%

Pioneer Park Survey Tabulations

	Total	Ward				
		1	2	3	4	5
<i>Base</i>						
<i>Unweighted</i>	422	76	62	74	120	90
<i>Weighted</i>	420	83	82	83	85	86
Q2.f Amenities and recreation equipment in parks						
Very Satisfied	21%	26%	26%	22%	20%	12%
Somewhat Satisfied	50%	47%	50%	45%	52%	54%
Somewhat Dissatisfied	16%	13%	15%	20%	13%	18%
Very Dissatisfied	3%	5%	3%	1%	3%	3%
No Opinion	10%	8%	6%	12%	12%	12%

	Total	Ward				
		1	2	3	4	5
<i>Base</i>						
<i>Unweighted</i>	421	75	63	75	119	89
<i>Weighted</i>	419	82	84	84	84	85
Q2.g Types of organized recreation programs offered by the City						
Very Satisfied	18%	17%	24%	19%	17%	15%
Somewhat Satisfied	39%	33%	35%	40%	39%	48%
Somewhat Dissatisfied	11%	9%	14%	9%	8%	11%
Very Dissatisfied	5%	11%	8%	4%	-	3%
No Opinion	27%	29%	19%	28%	36%	22%

	Total	Ward				
		1	2	3	4	5
<i>Base</i>						
<i>Unweighted</i>	419	75	62	74	118	90
<i>Weighted</i>	417	82	82	83	84	86
Q2.h Safety within the local park system						
Very Satisfied	16%	20%	18%	22%	17%	6%
Somewhat Satisfied	48%	40%	48%	47%	53%	53%
Somewhat Dissatisfied	16%	12%	16%	16%	13%	21%
Very Dissatisfied	6%	16%	5%	4%	3%	2%
No Opinion	14%	12%	13%	11%	14%	18%

Pioneer Park Survey Tabulations

	Total	Ward				
		1	2	3	4	5
<i>Base</i>						
<i>Unweighted</i>	419	76	62	73	118	90
<i>Weighted</i>	417	83	82	82	84	86
Q2.i Quality of organized sports and recreation programs						
Very Satisfied	19%	21%	31%	18%	14%	14%
Somewhat Satisfied	36%	29%	32%	34%	38%	46%
Somewhat Dissatisfied	10%	5%	16%	8%	8%	11%
Very Dissatisfied	6%	11%	6%	5%	2%	4%
No Opinion	29%	34%	15%	34%	38%	24%

	Total	Ward				
		1	2	3	4	5
<i>Base</i>						
<i>Unweighted</i>	432	77	65	77	121	92
<i>Weighted</i>	431	84	86	86	86	88
Q3 According to your best guess, how many total times did pe...						
0 Times	13%	8%	20%	10%	11%	16%
1 Time	9%	4%	9%	10%	9%	11%
2 to 12 Times	47%	47%	49%	44%	52%	45%
13 to 25 Times	16%	18%	12%	14%	19%	15%
26 or More Times	14%	22%	9%	19%	8%	10%
Don't Know	1%	1%	-	1%	1%	3%

	Total	Ward				
		1	2	3	4	5
<i>Base</i>						
<i>Unweighted</i>	407	76	59	70	117	85
<i>Weighted</i>	404	83	78	78	83	82
Q4.a Listed below are pairs of possible descriptions for Pione...						
Quiet and peaceful	39%	41%	32%	39%	38%	47%
Active and highly used	53%	55%	58%	53%	56%	42%
Don't Know	8%	4%	10%	9%	5%	11%

Pioneer Park Survey Tabulations

	Total	Ward				
		1	2	3	4	5
<i>Base</i>						
<i>Unweighted</i>	410	73	59	75	114	89
<i>Weighted</i>	408	80	78	84	81	85
Q4.b						
Lots of built-in equipment	32%	36%	41%	36%	27%	24%
Little equipment, but lots of grass/open space	58%	59%	47%	53%	64%	64%
Don't Know	10%	5%	12%	11%	9%	12%

	Total	Ward				
		1	2	3	4	5
<i>Base</i>						
<i>Unweighted</i>	420	75	61	75	119	90
<i>Weighted</i>	418	82	81	84	84	86
Q4.c						
Maintain all existing areas of turf grasses in the park	53%	53%	48%	53%	63%	49%
Provide areas that have a natural look and feel	41%	43%	46%	41%	32%	44%
Don't Know	6%	4%	7%	5%	5%	7%

	Total	Ward				
		1	2	3	4	5
<i>Base</i>						
<i>Unweighted</i>	411	75	59	75	115	87
<i>Weighted</i>	409	82	78	84	82	84
Q4.d						
More well-kept grass	59%	55%	63%	60%	64%	53%
More areas that are natural Montana habitat	33%	40%	27%	35%	28%	37%
Don't Know	8%	5%	10%	5%	8%	10%

Pioneer Park Survey Tabulations

	Total	Ward				
		1	2	3	4	5
<i>Base</i>						
<i>Unweighted</i>	422	76	61	75	120	90
<i>Weighted</i>	420	83	81	84	85	86
Q4.e						
Provide opportunities/signage at the park that helps educate people about nature and outdoors	39%	43%	38%	36%	31%	47%
Let nature speak for itself and do not worry about providing additional opportunities/signage for people	52%	49%	52%	56%	62%	43%
Don't Know	9%	8%	10%	8%	8%	10%

	Total	Ward				
		1	2	3	4	5
<i>Base</i>						
<i>Unweighted</i>	420	76	62	75	117	90
<i>Weighted</i>	419	83	82	84	83	86
Q4.f						
Pioneer Park should be maintained at current levels	52%	63%	44%	55%	50%	51%
Pioneer Park should be maintained at a higher level	38%	33%	45%	35%	39%	39%
Don't Know	9%	4%	11%	11%	11%	10%

	Total	Ward				
		1	2	3	4	5
<i>Base</i>						
<i>Unweighted</i>	428	76	64	76	120	92
<i>Weighted</i>	427	83	85	85	85	88
Q5 Please indicate the standard mode of transportation you u...						
Personal Vehicle	70%	59%	88%	55%	72%	78%
Bicycle	3%	1%	-	7%	7%	1%
Walk/by foot	19%	32%	6%	30%	18%	11%
Carpooled with a friend(s)	4%	4%	5%	4%	2%	8%
Public Transportation	1%	3%	-	-	-	-
I cannot remember	1%	1%	-	1%	2%	-
Other:	0%	-	-	1%	-	-
I've never been to Pioneer Park	1%	-	2%	1%	1%	2%

Pioneer Park Survey Tabulations

	Total	Ward				
		1	2	3	4	5
<i>Base</i>						
<i>Unweighted</i>	1	-	-	1	-	-
<i>Weighted</i>	1	-	-	1	-	-
Q5_oth Please specify:						
Valid	100%	-	-	100%	-	-

	Total	Ward				
		1	2	3	4	5
<i>Base</i>						
<i>Unweighted</i>	312	57	51	61	81	62
<i>Weighted</i>	315	62	68	68	58	60
Q6.a Children (under age 12)						
None	22%	9%	29%	33%	20%	19%
1-3 times	22%	30%	25%	15%	17%	24%
4-6 times	9%	18%	6%	7%	5%	10%
7 or more times	4%	4%	10%	2%	2%	3%
There are no members of our family in this age group	42%	40%	29%	44%	56%	44%

	Total	Ward				
		1	2	3	4	5
<i>Base</i>						
<i>Unweighted</i>	284	48	45	56	79	56
<i>Weighted</i>	285	52	60	63	56	54
Q6.b Youths (ages 12-17)						
None	23%	19%	31%	27%	16%	21%
1-3 times	13%	19%	20%	2%	16%	7%
4-6 times	5%	6%	-	9%	4%	5%
7 or more times	4%	4%	7%	2%	4%	4%
There are no members of our family in this age group	55%	52%	42%	61%	59%	63%

Pioneer Park Survey Tabulations

	Total	Ward				
		1	2	3	4	5
<i>Base</i>						
<i>Unweighted</i>	269	41	46	55	73	54
<i>Weighted</i>	271	45	61	62	52	52
Q6.c Young Adults (ages 18-24)						
None	27%	24%	37%	25%	22%	24%
1-3 times	11%	7%	13%	9%	16%	9%
4-6 times	4%	5%	2%	7%	4%	4%
7 or more times	3%	5%	2%	-	1%	7%
There are no members of our family in this age group	55%	59%	46%	58%	56%	56%

	Total	Ward				
		1	2	3	4	5
<i>Base</i>						
<i>Unweighted</i>	362	68	58	70	92	74
<i>Weighted</i>	366	74	77	78	65	71
Q6.d Adults (ages 25-64)						
None	27%	25%	31%	34%	24%	22%
1-3 times	45%	41%	47%	44%	46%	50%
4-6 times	9%	15%	9%	4%	11%	7%
7 or more times	6%	6%	7%	6%	4%	5%
There are no members of our family in this age group	12%	13%	7%	11%	15%	16%

	Total	Ward				
		1	2	3	4	5
<i>Base</i>						
<i>Unweighted</i>	300	46	43	53	94	64
<i>Weighted</i>	295	50	57	59	67	61
Q6.e Seniors (ages 65 and older)						
None	28%	26%	33%	26%	20%	36%
1-3 times	23%	17%	19%	17%	33%	28%
4-6 times	5%	17%	-	2%	4%	3%
7 or more times	2%	2%	-	4%	3%	2%
There are no members of our family in this age group	41%	37%	49%	51%	39%	31%

Pioneer Park Survey Tabulations

	Total	Ward				
		1	2	3	4	5
<i>Base</i>						
<i>Unweighted</i>	405	72	60	73	112	88
<i>Weighted</i>	404	78	80	82	80	84
Q7.a Don't have enough free time						
Major Factor	25%	29%	27%	27%	17%	23%
Moderate Factor	26%	29%	30%	21%	25%	26%
Minor Factor	19%	15%	18%	16%	24%	22%
Not a Factor	26%	26%	20%	33%	31%	19%
Don't Know	4%	-	5%	3%	3%	10%

	Total	Ward				
		1	2	3	4	5
<i>Base</i>						
<i>Unweighted</i>	408	73	61	73	113	88
<i>Weighted</i>	407	80	81	82	80	84
Q7.b Prefer to use different parks in Billings						
Major Factor	9%	5%	16%	7%	12%	6%
Moderate Factor	18%	16%	18%	12%	26%	16%
Minor Factor	24%	26%	28%	16%	24%	24%
Not a Factor	45%	51%	31%	63%	35%	43%
Don't Know	5%	1%	7%	1%	3%	11%

	Total	Ward				
		1	2	3	4	5
<i>Base</i>						
<i>Unweighted</i>	402	72	61	73	111	85
<i>Weighted</i>	402	78	81	82	79	82
Q7.c Poor maintenance in Pioneer Park						
Major Factor	2%	6%	-	3%	2%	1%
Moderate Factor	6%	7%	2%	-	7%	13%
Minor Factor	16%	17%	18%	16%	15%	13%
Not a Factor	69%	67%	70%	73%	70%	64%
Don't Know	7%	4%	10%	8%	5%	9%

Pioneer Park Survey Tabulations

	Total	Ward				
		1	2	3	4	5
<i>Base</i>						
<i>Unweighted</i>	402	73	60	72	110	87
<i>Weighted</i>	402	80	80	81	78	84
Q7.d Safety concerns in Pioneer Park						
Major Factor	5%	8%	3%	1%	3%	7%
Moderate Factor	10%	12%	5%	11%	11%	11%
Minor Factor	19%	16%	25%	15%	16%	22%
Not a Factor	59%	56%	57%	67%	65%	51%
Don't Know	7%	7%	10%	6%	5%	9%

	Total	Ward				
		1	2	3	4	5
<i>Base</i>						
<i>Unweighted</i>	403	73	61	72	110	87
<i>Weighted</i>	403	80	81	81	78	84
Q7.e Pioneer Park is too crowded						
Major Factor	3%	7%	3%	1%	1%	5%
Moderate Factor	10%	18%	5%	7%	12%	10%
Minor Factor	22%	16%	25%	26%	18%	26%
Not a Factor	58%	56%	61%	58%	66%	48%
Don't Know	6%	3%	7%	7%	3%	10%

	Total	Ward				
		1	2	3	4	5
<i>Base</i>						
<i>Unweighted</i>	403	72	60	72	112	87
<i>Weighted</i>	402	78	80	81	80	84
Q7.f Pioneer Park does not have park features I'm interested in						
Major Factor	5%	4%	8%	3%	8%	3%
Moderate Factor	8%	11%	8%	7%	7%	7%
Minor Factor	12%	11%	12%	10%	13%	16%
Not a Factor	68%	71%	63%	76%	67%	61%
Don't Know	7%	3%	8%	4%	4%	13%

Pioneer Park Survey Tabulations

	Total	Ward				
		1	2	3	4	5
<i>Base</i>						
<i>Unweighted</i>	404	73	60	73	111	87
<i>Weighted</i>	403	80	80	82	79	84
Q7.g Lack of available parking						
Major Factor	14%	18%	15%	10%	13%	14%
Moderate Factor	18%	14%	27%	12%	16%	23%
Minor Factor	20%	19%	23%	12%	19%	25%
Not a Factor	42%	45%	27%	64%	49%	26%
Don't Know	6%	4%	8%	1%	4%	11%

	Total	Ward				
		1	2	3	4	5
<i>Base</i>						
<i>Unweighted</i>	401	72	60	73	110	86
<i>Weighted</i>	401	78	80	82	78	83
Q7.h I do not like the recreational activities offered at Pioneer Park						
Major Factor	2%	6%	2%	-	2%	1%
Moderate Factor	3%	6%	3%	1%	2%	5%
Minor Factor	11%	8%	17%	7%	12%	10%
Not a Factor	73%	72%	67%	82%	74%	72%
Don't Know	10%	8%	12%	10%	11%	12%

	Total	Ward				
		1	2	3	4	5
<i>Base</i>						
<i>Unweighted</i>	405	74	61	74	111	85
<i>Weighted</i>	405	81	81	83	79	82
Q7.i Lack of accommodations for my disability prevents me from visiting Pioneer Park						
Major Factor	3%	8%	2%	1%	2%	1%
Moderate Factor	3%	7%	2%	-	1%	7%
Minor Factor	3%	7%	3%	1%	1%	1%
Not a Factor	83%	76%	84%	89%	90%	79%
Don't Know	8%	3%	10%	8%	6%	12%

Pioneer Park Survey Tabulations

	Total	Ward				
		1	2	3	4	5
<i>Base</i>						
<i>Unweighted</i>	406	73	61	73	112	87
<i>Weighted</i>	406	80	81	82	80	84
Q7.j Recreation activity conflicts with other park patrons						
Major Factor	7%	11%	5%	7%	5%	6%
Moderate Factor	6%	8%	7%	3%	6%	6%
Minor Factor	18%	14%	21%	21%	17%	17%
Not a Factor	63%	66%	57%	67%	65%	59%
Don't Know	7%	1%	10%	3%	6%	13%

	Total	Ward				
		1	2	3	4	5
<i>Base</i>						
<i>Unweighted</i>	406	73	61	73	113	86
<i>Weighted</i>	405	80	81	82	80	83
Q7.k Transportation challenges in getting to Pioneer Park						
Major Factor	2%	7%	2%	-	3%	1%
Moderate Factor	6%	3%	11%	3%	4%	8%
Minor Factor	8%	11%	7%	4%	7%	13%
Not a Factor	79%	79%	72%	88%	85%	70%
Don't Know	5%	-	8%	5%	2%	8%

	Total	Ward				
		1	2	3	4	5
<i>Base</i>						
<i>Unweighted</i>	405	71	61	73	114	86
<i>Weighted</i>	404	77	81	82	81	83
Q7.1 Pioneer Park is not conveniently located						
Major Factor	5%	6%	11%	-	5%	5%
Moderate Factor	11%	6%	20%	7%	5%	15%
Minor Factor	13%	10%	13%	5%	15%	21%
Not a Factor	67%	79%	48%	82%	73%	53%
Don't Know	4%	-	8%	5%	2%	6%

Pioneer Park Survey Tabulations

	<i>Total</i>	Ward				
		1	2	3	4	5
<i>Base</i>						
<i>Unweighted</i>	95	18	15	19	22	21
<i>Weighted</i>	97	20	20	21	16	20
Q7.m Other Issues						
Major Factor	36%	39%	13%	53%	36%	38%
Moderate Factor	10%	17%	7%	16%	9%	-
Minor Factor	2%	6%	-	-	-	5%
Not a Factor	28%	22%	40%	21%	23%	33%
Don't Know	24%	17%	40%	11%	32%	24%

	<i>Total</i>	Ward				
		1	2	3	4	5
<i>Base</i>						
<i>Unweighted</i>	51	10	4	16	12	9
<i>Weighted</i>	51	11	5	18	9	9
Q7_oth						
Valid	100%	100%	100%	100%	100%	100%

	<i>Total</i>	Ward				
		1	2	3	4	5
<i>Base</i>						
<i>Unweighted</i>	266	53	42	44	71	56
<i>Weighted</i>	267	58	56	49	50	54
Q8 Most Important Issue:						
Valid	100%	100%	100%	100%	100%	100%

Pioneer Park Survey Tabulations

	Total	Ward				
		1	2	3	4	5
<i>Base</i>						
<i>Unweighted</i>	254	48	42	43	68	53
<i>Weighted</i>	256	52	56	48	48	51
Q8. Check Out of all the above issues which you rated as a Major Fa...						
Don't have enough free time	30%	27%	20%	37%	28%	34%
Prefer to use different parks in Billings	5%	-	5%	7%	7%	6%
Poor maintenance in Pioneer Park	3%	-	2%	5%	4%	4%
Safety concerns in Pioneer Park	7%	10%	5%	5%	4%	11%
Pioneer Park is too crowded	2%	4%	-	2%	-	2%
Pioneer Park does not have park features I'm interested in	10%	10%	10%	7%	18%	4%
Lack of available parking	12%	10%	12%	9%	10%	17%
I do not like the recreational activities offered at Pioneer Park	1%	-	-	2%	1%	2%
Lack of accommodations for my disability prevents me from visiting Pioneer Park	2%	6%	-	-	-	4%
Recreation activity conflicts with other park patrons	7%	10%	-	16%	6%	4%
Transportation challenges in getting to Pioneer Park	1%	2%	2%	-	-	-
Pioneer Park not conveniently located	15%	10%	38%	2%	16%	4%
Other issues	6%	8%	-	7%	4%	9%

	Total	Ward				
		1	2	3	4	5
<i>Base</i>						
<i>Unweighted</i>	424	76	64	76	119	89
<i>Weighted</i>	423	83	85	85	84	85
Q9 What is your personal view of disk golf being a recreatio...						
Highly Favorable	22%	24%	19%	26%	22%	19%
Somewhat Favorable	24%	25%	30%	20%	28%	19%
Neither Favorable nor Unfavorable	23%	17%	23%	24%	20%	33%
Somewhat Unfavorable	7%	8%	11%	3%	11%	3%
Very Unfavorable	11%	16%	6%	12%	12%	10%
Don't Know	12%	11%	11%	16%	8%	16%

	Total	Ward				
		1	2	3	4	5
<i>Base</i>						
<i>Unweighted</i>	419	75	62	75	115	92
<i>Weighted</i>	418	82	82	84	82	88
Q10.a Location						
Very Important	46%	56%	32%	51%	47%	42%
Somewhat Important	32%	27%	37%	28%	36%	33%
Minimally Important	11%	7%	19%	8%	8%	11%
Not Important	10%	9%	11%	11%	8%	9%
Don't Know	2%	1%	-	3%	2%	5%

Pioneer Park Survey Tabulations

	Total	Ward				
		1	2	3	4	5
<i>Base</i>						
<i>Unweighted</i>	413	74	61	72	114	92
<i>Weighted</i>	412	81	81	81	81	88
Q10.b Park Topography						
Very Important	37%	51%	25%	36%	39%	34%
Somewhat Important	37%	26%	46%	39%	39%	34%
Minimally Important	13%	8%	11%	13%	12%	20%
Not Important	9%	8%	13%	8%	9%	8%
Don't Know	5%	7%	5%	4%	2%	5%

	Total	Ward				
		1	2	3	4	5
<i>Base</i>						
<i>Unweighted</i>	414	72	62	75	114	91
<i>Weighted</i>	413	78	82	84	81	87
Q10.c Overall Park Layout						
Very Important	38%	60%	24%	43%	34%	32%
Somewhat Important	40%	24%	52%	37%	44%	44%
Minimally Important	11%	10%	11%	11%	11%	10%
Not Important	9%	7%	11%	7%	9%	9%
Don't Know	2%	-	2%	3%	2%	5%

	Total	Ward				
		1	2	3	4	5
<i>Base</i>						
<i>Unweighted</i>	418	75	61	75	114	93
<i>Weighted</i>	417	82	81	84	81	89
Q10.d Shade Trees						
Very Important	64%	75%	59%	59%	65%	63%
Somewhat Important	26%	21%	31%	29%	26%	24%
Minimally Important	4%	1%	5%	4%	4%	8%
Not Important	3%	3%	3%	4%	3%	1%
Don't Know	2%	-	2%	4%	2%	4%

Pioneer Park Survey Tabulations

	Total	Ward				
		1	2	3	4	5
<i>Base</i>						
<i>Unweighted</i>	419	75	62	75	114	93
<i>Weighted</i>	418	82	82	84	81	89
Q10.e Walking Paths						
Very Important	49%	60%	40%	51%	47%	48%
Somewhat Important	31%	28%	32%	33%	32%	30%
Minimally Important	12%	8%	16%	5%	15%	14%
Not Important	5%	4%	10%	7%	3%	3%
Don't Know	3%	-	2%	4%	3%	4%

	Total	Ward				
		1	2	3	4	5
<i>Base</i>						
<i>Unweighted</i>	417	74	62	75	114	92
<i>Weighted</i>	416	81	82	84	81	88
Q10.f Tennis Courts						
Very Important	18%	15%	24%	20%	20%	13%
Somewhat Important	20%	24%	13%	19%	22%	22%
Minimally Important	26%	26%	23%	28%	25%	29%
Not Important	33%	34%	39%	29%	31%	30%
Don't Know	3%	1%	2%	4%	3%	5%

	Total	Ward				
		1	2	3	4	5
<i>Base</i>						
<i>Unweighted</i>	418	74	62	76	114	92
<i>Weighted</i>	418	81	82	85	81	88
Q10.g Picnic Tables						
Very Important	45%	50%	56%	42%	31%	45%
Somewhat Important	35%	31%	29%	34%	43%	38%
Minimally Important	12%	12%	8%	14%	18%	10%
Not Important	5%	7%	5%	5%	7%	3%
Don't Know	2%	-	2%	4%	2%	4%

Pioneer Park Survey Tabulations

	Total	Ward				
		1	2	3	4	5
<i>Base</i>						
<i>Unweighted</i>	418	75	62	76	114	91
<i>Weighted</i>	418	82	82	85	81	87
Q10.h Restrooms						
Very Important	62%	64%	71%	53%	57%	64%
Somewhat Important	24%	23%	19%	32%	23%	22%
Minimally Important	8%	7%	3%	5%	16%	8%
Not Important	4%	5%	5%	8%	3%	1%
Don't Know	3%	1%	2%	3%	2%	5%

	Total	Ward				
		1	2	3	4	5
<i>Base</i>						
<i>Unweighted</i>	412	72	61	76	111	92
<i>Weighted</i>	412	78	81	85	79	88
Q10.i Playground						
Very Important	46%	53%	49%	43%	39%	48%
Somewhat Important	26%	21%	30%	28%	33%	20%
Minimally Important	14%	15%	7%	16%	14%	18%
Not Important	11%	10%	13%	11%	12%	10%
Don't Know	3%	1%	2%	3%	3%	4%

	Total	Ward				
		1	2	3	4	5
<i>Base</i>						
<i>Unweighted</i>	416	73	62	76	114	91
<i>Weighted</i>	415	80	82	85	81	87
Q10.j Wading Pool						
Very Important	32%	41%	32%	33%	18%	33%
Somewhat Important	26%	23%	35%	20%	32%	20%
Minimally Important	21%	18%	15%	22%	25%	26%
Not Important	18%	18%	16%	22%	19%	16%
Don't Know	3%	-	2%	3%	5%	4%

Pioneer Park Survey Tabulations

	Total	Ward				
		1	2	3	4	5
<i>Base</i>						
<i>Unweighted</i>	418	74	62	75	114	93
<i>Weighted</i>	417	81	82	84	81	89
Q10.k Green Open Space						
Very Important	59%	66%	56%	60%	55%	59%
Somewhat Important	29%	24%	35%	29%	33%	24%
Minimally Important	5%	3%	3%	4%	7%	8%
Not Important	4%	5%	3%	4%	2%	5%
Don't Know	3%	1%	2%	3%	3%	4%

	Total	Ward				
		1	2	3	4	5
<i>Base</i>						
<i>Unweighted</i>	411	73	62	74	113	89
<i>Weighted</i>	411	80	82	83	80	85
Q10.l Disc Golf Course						
Very Important	14%	19%	11%	15%	13%	12%
Somewhat Important	20%	19%	21%	23%	20%	16%
Minimally Important	20%	15%	27%	16%	17%	22%
Not Important	39%	44%	37%	35%	42%	37%
Don't Know	7%	3%	3%	11%	7%	12%

	Total	Ward				
		1	2	3	4	5
<i>Base</i>						
<i>Unweighted</i>	416	74	61	75	115	91
<i>Weighted</i>	415	81	81	84	82	87
Q10.m Creek						
Very Important	50%	64%	44%	48%	41%	54%
Somewhat Important	29%	23%	30%	32%	37%	22%
Minimally Important	11%	4%	11%	11%	14%	14%
Not Important	7%	8%	13%	5%	5%	4%
Don't Know	3%	1%	2%	4%	3%	5%

Pioneer Park Survey Tabulations

	Total	Ward				
		1	2	3	4	5
<i>Base</i>						
<i>Unweighted</i>	417	75	61	75	114	92
<i>Weighted</i>	416	82	81	84	81	88
Q10.n Event Viewing and Seating Areas						
Very Important	34%	37%	28%	39%	27%	37%
Somewhat Important	32%	24%	38%	27%	42%	30%
Minimally Important	17%	20%	20%	13%	17%	14%
Not Important	12%	15%	13%	16%	8%	10%
Don't Know	5%	4%	2%	5%	6%	9%

	Total	Ward				
		1	2	3	4	5
<i>Base</i>						
<i>Unweighted</i>	414	74	62	76	111	91
<i>Weighted</i>	414	81	82	85	79	87
Q10.o Availability of Year-Round Restrooms						
Very Important	43%	53%	50%	45%	32%	36%
Somewhat Important	29%	24%	29%	29%	35%	29%
Minimally Important	13%	9%	10%	7%	19%	20%
Not Important	11%	14%	10%	16%	9%	9%
Don't Know	4%	-	2%	4%	5%	7%

	Total	Ward				
		1	2	3	4	5
<i>Base</i>						
<i>Unweighted</i>	417	75	62	74	114	92
<i>Weighted</i>	416	82	82	83	81	88
Q10.p Quiet Open Spaces						
Very Important	47%	49%	45%	50%	40%	51%
Somewhat Important	31%	31%	31%	23%	43%	29%
Minimally Important	12%	8%	13%	18%	10%	11%
Not Important	7%	12%	10%	5%	4%	2%
Don't Know	3%	-	2%	4%	3%	7%

Pioneer Park Survey Tabulations

	Total	Ward				
		1	2	3	4	5
<i>Base</i>						
<i>Unweighted</i>	402	71	60	72	110	89
<i>Weighted</i>	401	77	80	81	78	85
Q11.a Upgrade existing park spaces, recreation facilities, paths and amenities						
Strong Park Need	21%	24%	18%	18%	21%	22%
Moderate Park Need	41%	28%	37%	46%	47%	47%
Minor Park Need	20%	25%	27%	18%	17%	15%
Not a Park Need	12%	17%	15%	14%	9%	4%
Don't Know	6%	6%	3%	4%	5%	11%

	Total	Ward				
		1	2	3	4	5
<i>Base</i>						
<i>Unweighted</i>	410	72	62	76	109	91
<i>Weighted</i>	411	78	82	85	77	87
Q11.b Develop off street parking						
Strong Park Need	31%	35%	42%	24%	21%	32%
Moderate Park Need	25%	17%	31%	26%	25%	25%
Minor Park Need	21%	21%	11%	24%	28%	23%
Not a Park Need	18%	25%	15%	21%	19%	11%
Don't Know	5%	3%	2%	5%	6%	9%

	Total	Ward				
		1	2	3	4	5
<i>Base</i>						
<i>Unweighted</i>	412	75	62	76	110	89
<i>Weighted</i>	413	82	82	85	78	85
Q11.c Expand the Zimmerman Center						
Strong Park Need	10%	13%	11%	9%	5%	9%
Moderate Park Need	19%	15%	24%	20%	25%	15%
Minor Park Need	23%	25%	16%	21%	28%	26%
Not a Park Need	20%	17%	21%	24%	20%	18%
Don't Know	28%	29%	27%	26%	22%	33%

Pioneer Park Survey Tabulations

	Total	Ward				
		1	2	3	4	5
<i>Base</i>						
<i>Unweighted</i>	415	74	62	75	113	91
<i>Weighted</i>	415	81	82	84	80	87
Q11.d Construct a bandshell/stage with formal seating						
Strong Park Need	11%	7%	11%	9%	14%	11%
Moderate Park Need	18%	15%	18%	15%	27%	16%
Minor Park Need	25%	19%	27%	33%	17%	29%
Not a Park Need	37%	51%	37%	31%	37%	31%
Don't Know	9%	8%	6%	12%	5%	13%

	Total	Ward				
		1	2	3	4	5
<i>Base</i>						
<i>Unweighted</i>	401	70	61	73	109	88
<i>Weighted</i>	401	76	81	82	77	84
Q11.e Build spray ground facilities						
Strong Park Need	13%	10%	20%	15%	10%	8%
Moderate Park Need	24%	30%	21%	23%	23%	20%
Minor Park Need	23%	17%	20%	25%	25%	27%
Not a Park Need	20%	30%	20%	18%	16%	17%
Don't Know	21%	13%	20%	19%	27%	27%

	Total	Ward				
		1	2	3	4	5
<i>Base</i>						
<i>Unweighted</i>	416	75	62	76	114	89
<i>Weighted</i>	416	82	82	85	81	85
Q11.f Retain the Wading Pool						
Strong Park Need	32%	35%	44%	33%	26%	24%
Moderate Park Need	28%	27%	23%	34%	24%	35%
Minor Park Need	19%	17%	13%	14%	31%	19%
Not a Park Need	12%	19%	16%	9%	10%	7%
Don't Know	8%	3%	5%	9%	10%	16%

Pioneer Park Survey Tabulations

	Total	Ward				
		1	2	3	4	5
<i>Base</i>						
<i>Unweighted</i>	412	73	61	75	113	90
<i>Weighted</i>	411	80	81	84	80	86
Q11.g Create natural open space along the stream						
Strong Park Need	23%	27%	21%	20%	21%	27%
Moderate Park Need	33%	29%	30%	39%	34%	33%
Minor Park Need	20%	23%	16%	21%	19%	18%
Not a Park Need	17%	19%	25%	12%	17%	11%
Don't Know	8%	1%	8%	8%	9%	11%

	Total	Ward				
		1	2	3	4	5
<i>Base</i>						
<i>Unweighted</i>	412	73	62	73	114	90
<i>Weighted</i>	411	80	82	82	81	86
Q11.h Expand and develop the pathway system						
Strong Park Need	24%	29%	24%	18%	24%	26%
Moderate Park Need	32%	25%	39%	30%	32%	33%
Minor Park Need	22%	22%	18%	30%	23%	19%
Not a Park Need	16%	22%	16%	15%	16%	11%
Don't Know	6%	3%	3%	7%	6%	11%

	Total	Ward				
		1	2	3	4	5
<i>Base</i>						
<i>Unweighted</i>	413	73	60	76	113	91
<i>Weighted</i>	412	80	80	85	80	87
Q11.i Remove the disc golf course						
Strong Park Need	13%	15%	12%	14%	15%	10%
Moderate Park Need	8%	7%	13%	4%	11%	7%
Minor Park Need	12%	8%	15%	8%	14%	16%
Not a Park Need	44%	52%	38%	46%	43%	38%
Don't Know	23%	18%	22%	28%	17%	29%

Pioneer Park Survey Tabulations

	Total	Ward				
		1	2	3	4	5
<i>Base</i>						
<i>Unweighted</i>	401	68	59	76	110	88
<i>Weighted</i>	400	74	78	85	78	84
Q11.j Decrease the size of disc golf course						
Strong Park Need	12%	10%	10%	17%	15%	9%
Moderate Park Need	8%	4%	12%	5%	8%	8%
Minor Park Need	13%	10%	20%	7%	15%	15%
Not a Park Need	43%	57%	32%	45%	43%	40%
Don't Know	24%	18%	25%	26%	20%	28%

	Total	Ward				
		1	2	3	4	5
<i>Base</i>						
<i>Unweighted</i>	412	70	61	76	114	91
<i>Weighted</i>	411	76	81	85	81	87
Q11.k Develop other parks for disc golf to reduce crowding						
Strong Park Need	28%	30%	31%	24%	33%	24%
Moderate Park Need	22%	20%	15%	22%	25%	26%
Minor Park Need	13%	10%	11%	14%	15%	14%
Not a Park Need	16%	24%	16%	14%	11%	13%
Don't Know	21%	16%	26%	25%	16%	22%

	Total	Ward				
		1	2	3	4	5
<i>Base</i>						
<i>Unweighted</i>	401	72	61	74	106	88
<i>Weighted</i>	402	78	81	83	75	84
Q11.l Redesign the existing disc golf course to reduce user conflicts						
Strong Park Need	18%	19%	18%	20%	19%	13%
Moderate Park Need	17%	15%	11%	14%	23%	20%
Minor Park Need	23%	25%	20%	30%	17%	23%
Not a Park Need	17%	24%	18%	9%	17%	16%
Don't Know	26%	17%	33%	27%	25%	28%

Pioneer Park Survey Tabulations

	Total	Ward				
		1	2	3	4	5
<i>Base</i>						
<i>Unweighted</i>	414	74	62	76	114	88
<i>Weighted</i>	414	81	82	85	81	84
Q11.m Convert portions of the park along the stream and steep slopes to natural areas						
Strong Park Need	14%	16%	15%	12%	11%	19%
Moderate Park Need	24%	15%	26%	20%	29%	28%
Minor Park Need	25%	30%	26%	28%	25%	17%
Not a Park Need	26%	28%	23%	28%	29%	25%
Don't Know	11%	11%	11%	13%	7%	10%

	Total	Ward				
		1	2	3	4	5
<i>Base</i>						
<i>Unweighted</i>	414	74	62	75	113	90
<i>Weighted</i>	414	81	82	84	80	86
Q11.n Improve maintenance of existing park and facilities						
Strong Park Need	23%	28%	15%	17%	27%	29%
Moderate Park Need	35%	30%	44%	29%	35%	36%
Minor Park Need	26%	30%	26%	29%	25%	21%
Not a Park Need	8%	8%	13%	12%	6%	3%
Don't Know	8%	4%	3%	12%	8%	11%

	Total	Ward				
		1	2	3	4	5
<i>Base</i>						
<i>Unweighted</i>	414	74	62	74	114	90
<i>Weighted</i>	413	81	82	83	81	86
Q11.o Develop a refrigerated outdoor ice skating rink						
Strong Park Need	24%	24%	24%	27%	19%	23%
Moderate Park Need	20%	16%	24%	16%	26%	16%
Minor Park Need	15%	15%	15%	11%	13%	22%
Not a Park Need	33%	39%	32%	32%	32%	31%
Don't Know	8%	5%	5%	14%	10%	8%

Pioneer Park Survey Tabulations

	Total	Ward				
		1	2	3	4	5
<i>Base</i>						
<i>Unweighted</i>	77	17	11	17	17	15
<i>Weighted</i>	79	19	15	19	12	14
Q11.p Other						
Strong Park Need	50%	59%	36%	65%	35%	47%
Moderate Park Need	8%	-	-	18%	24%	-
Minor Park Need	2%	-	-	-	6%	7%
Not a Park Need	12%	24%	18%	6%	6%	7%
Don't Know	27%	18%	45%	12%	29%	40%

	Total	Ward				
		1	2	3	4	5
<i>Base</i>						
<i>Unweighted</i>	61	13	7	17	13	11
<i>Weighted</i>	62	14	9	19	9	11
Q11_oth Please specify other response:						
Valid	100%	100%	100%	100%	100%	100%

	Total	Ward				
		1	2	3	4	5
<i>Base</i>						
<i>Unweighted</i>	325	61	50	61	86	67
<i>Weighted</i>	327	66	67	68	61	64
Q12.a Most Needed:						
Valid	100%	100%	100%	100%	100%	100%

Pioneer Park Survey Tabulations

	Total	Ward				
		1	2	3	4	5
<i>Base</i>						
<i>Unweighted</i>	308	59	47	56	83	63
<i>Weighted</i>	309	64	63	63	59	60
Q12.b Second Most Needed:						
Valid	100%	100%	100%	100%	100%	100%

	Total	Ward				
		1	2	3	4	5
<i>Base</i>						
<i>Unweighted</i>	273	53	43	47	74	56
<i>Weighted</i>	274	58	57	53	53	54
Q12.c Third Most Needed:						
Valid	100%	100%	100%	100%	100%	100%

	Total	Ward				
		1	2	3	4	5
<i>Base</i>						
<i>Unweighted</i>	27	9	1	4	4	9
<i>Weighted</i>	27	10	1	4	3	9
Q12.d None Needed:						
None Needed:	100%	100%	100%	100%	100%	100%

Pioneer Park Survey Tabulations

	Total	Ward				
		1	2	3	4	5
Base						
Unweighted	322	62	49	61	86	65
Weighted	323	66	65	68	61	62
Q12a_coded Most Needed:						
Upgrade existing park spaces, recreation facilities, paths and amenities	27%	8%	10%	11%	16%	20%
Develop off street parking	20%	16%	31%	16%	16%	20%
Expand the Zimmerman Center	2%	-	-	2%	1%	-
Construct a bandshell/stage with formal seating	2%	2%	2%	-	3%	5%
Build spray ground facilities	2%	-	-	2%	6%	5%
Retain the Wading Pool	20%	16%	6%	13%	3%	8%
Create natural open space along the stream	2%	3%	-	3%	2%	3%
Expand and develop the pathway system	2%	2%	10%	5%	7%	3%
Remove the disc golf course	2%	10%	6%	10%	3%	5%
Decrease the size of disk golf course	2%	-	-	-	1%	2%
Develop other parks for disc golf to reduce crowding	2%	7%	2%	7%	2%	2%
Redesign the existing disc golf course to reduce user conflicts	2%	2%	4%	5%	1%	-
Convert portions of the park along the stream and steep slopes to natural areas	2%	5%	4%	3%	8%	6%
Improve maintenance of existing park and facilities	27%	10%	10%	8%	17%	9%
Develop a refrigerated outdoor ice skating rink	7%	8%	10%	5%	5%	8%
Other	2%	11%	4%	10%	6%	8%

	Total	Ward				
		1	2	3	4	5
Base						
Unweighted	305	59	46	55	83	62
Weighted	306	64	61	62	59	60
Q12b_coded Second-most Needed:						
Upgrade existing park spaces, recreation facilities, paths and amenities	29%	8%	13%	7%	13%	5%
Develop off street parking	23%	10%	17%	11%	10%	15%
Expand the Zimmerman Center	2%	-	2%	-	-	-
Construct a bandshell/stage with formal seating	2%	2%	2%	4%	10%	3%
Build spray ground facilities	2%	5%	7%	5%	2%	-
Retain the Wading Pool	23%	10%	15%	11%	11%	16%
Create natural open space along the stream	2%	7%	7%	4%	6%	3%
Expand and develop the pathway system	2%	10%	9%	9%	13%	15%
Remove the disc golf course	2%	7%	4%	-	2%	-
Decrease the size of disk golf course	2%	3%	2%	2%	-	-
Develop other parks for disc golf to reduce crowding	2%	2%	-	5%	5%	8%
Redesign the existing disc golf course to reduce user conflicts	2%	5%	2%	4%	6%	2%
Convert portions of the park along the stream and steep slopes to natural areas	2%	2%	11%	7%	4%	10%
Improve maintenance of existing park and facilities	20%	12%	4%	13%	7%	16%
Develop a refrigerated outdoor ice skating rink	7%	7%	-	15%	10%	5%
Other	2%	10%	4%	4%	1%	3%

	Total	Ward				
		1	2	3	4	5
Base						
Unweighted	271	53	42	47	74	55
Weighted	272	58	56	53	53	53
Q12c_coded Third-most Needed:						
Upgrade existing park spaces, recreation facilities, paths and amenities	22%	9%	10%	9%	11%	20%
Develop off street parking	2%	8%	5%	9%	9%	5%
Expand the Zimmerman Center	2%	-	-	4%	1%	4%
Construct a bandshell/stage with formal seating	2%	6%	2%	2%	4%	7%
Build spray ground facilities	2%	9%	5%	4%	1%	2%
Retain the Wading Pool	2%	4%	12%	-	7%	4%
Create natural open space along the stream	2%	4%	2%	6%	8%	9%
Expand and develop the pathway system	2%	9%	17%	9%	11%	7%
Remove the disc golf course	2%	-	-	4%	7%	2%
Decrease the size of disk golf course	2%	2%	-	-	1%	2%
Develop other parks for disc golf to reduce crowding	2%	8%	10%	6%	8%	7%
Redesign the existing disc golf course to reduce user conflicts	2%	6%	7%	2%	1%	2%
Convert portions of the park along the stream and steep slopes to natural areas	2%	6%	-	4%	5%	5%
Improve maintenance of existing park and facilities	2%	13%	10%	4%	9%	9%
Develop a refrigerated outdoor ice skating rink	2%	8%	19%	20%	12%	7%
Other	2%	9%	2%	11%	3%	7%

Pioneer Park Survey Tabulations

	Total	Ward				
		1	2	3	4	5
<i>Base</i>						
<i>Unweighted</i>	404	73	59	73	111	88
<i>Weighted</i>	403	80	78	82	79	84
Q13.a Listed below are pairs of possible future changes in the ...						
Update and maintain existing support facilities (restrooms, drinking fountains, benches...etc)	60%	58%	58%	60%	69%	57%
Add more support facilities (restrooms, drink fountains, benches, etc.)	33%	36%	37%	33%	25%	35%
No Opinion	6%	7%	5%	7%	5%	8%

	Total	Ward				
		1	2	3	4	5
<i>Base</i>						
<i>Unweighted</i>	396	73	60	71	107	85
<i>Weighted</i>	396	80	80	80	76	82
Q13.b 13. Listed below are pairs of possible future changes in...						
Keep the existing wading pool in its current form	54%	59%	50%	42%	59%	61%
Enlarge the existing wading pool	29%	27%	32%	37%	26%	24%
No Opinion	17%	14%	18%	21%	15%	15%

	Total	Ward				
		1	2	3	4	5
<i>Base</i>						
<i>Unweighted</i>	381	68	57	69	105	82
<i>Weighted</i>	380	74	76	77	75	79
Q13.c 13. Listed below are pairs of possible future changes in...						
Enlarge the existing wading pool	39%	44%	40%	39%	27%	43%
Remove the existing wading pool and develop a new spray ground feature	38%	35%	35%	32%	49%	38%
No Opinion	24%	21%	25%	29%	25%	20%

Pioneer Park Survey Tabulations

	Total	Ward				
		1	2	3	4	5
<i>Base</i>						
<i>Unweighted</i>	396	71	60	71	109	85
<i>Weighted</i>	396	77	80	80	77	82
Q13.d 13. Listed below are pairs of possible future changes in...						
Convert steep slopes and areas next to the stream to a more natural landscape	33%	30%	38%	28%	29%	38%
Maintain existing developed turf on the steep slopes and areas next to the stream	58%	63%	53%	61%	62%	53%
No Opinion	9%	7%	8%	11%	8%	9%

	Total	Ward				
		1	2	3	4	5
<i>Base</i>						
<i>Unweighted</i>	387	68	58	67	112	82
<i>Weighted</i>	385	74	77	75	80	79
Q13.e 13. Listed below are pairs of possible future changes in...						
Add one large picnic shelter	8%	13%	5%	9%	5%	7%
Develop several different sizes of picnic shelters	82%	74%	84%	78%	84%	88%
No Opinion	10%	13%	10%	13%	11%	5%

	Total	Ward				
		1	2	3	4	5
<i>Base</i>						
<i>Unweighted</i>	392	72	58	72	108	82
<i>Weighted</i>	392	78	77	81	77	79
Q13.f 13. Listed below are pairs of possible future changes in...						
Remove the disc golf course from Pioneer Park	23%	26%	21%	19%	27%	22%
Redesign the disc golf course at Pioneer Park	54%	56%	55%	54%	53%	50%
No Opinion	23%	18%	24%	26%	20%	28%

Pioneer Park Survey Tabulations

	Total	Ward				
		1	2	3	4	5
<i>Base</i>						
<i>Unweighted</i>	389	68	57	73	108	83
<i>Weighted</i>	388	74	76	82	77	80
Q13.g 13. Listed below are pairs of possible future changes in...						
Develop disc golf courses in other parks throughout Billings	69%	76%	67%	66%	74%	65%
Expand the disk golf course at Pioneer Park and make it the main disk golf course in Billings	6%	4%	7%	10%	5%	6%
No Opinion	24%	19%	26%	25%	21%	29%

	Total	Ward				
		1	2	3	4	5
<i>Base</i>						
<i>Unweighted</i>	401	74	60	72	110	85
<i>Weighted</i>	401	81	80	81	78	82
Q13.h 13. Listed below are pairs of possible future changes in...						
Plant replacement trees as park trees die	93%	93%	92%	94%	93%	94%
Do not replace trees as they die	3%	3%	5%	3%	4%	1%
No Opinion	4%	4%	3%	3%	4%	5%

	Total	Ward				
		1	2	3	4	5
<i>Base</i>						
<i>Unweighted</i>	394	73	58	72	106	85
<i>Weighted</i>	394	80	77	81	75	82
Q13.i 13. Listed below are pairs of possible future changes in...						
Keep the Zimmerman Center in its current form	34%	32%	29%	38%	34%	35%
Remove the Zimmerman Center and construct a new shelter with public restrooms	41%	51%	38%	39%	46%	34%
No Opinion	25%	18%	33%	24%	20%	31%

Pioneer Park Survey Tabulations

	Total	Ward				
		1	2	3	4	5
<i>Base</i>						
<i>Unweighted</i>	401	75	60	74	108	84
<i>Weighted</i>	402	82	80	83	77	81
Q13.j 13. Listed below are pairs of possible future changes in...						
Develop additional restrooms in Pioneer Park	40%	43%	43%	36%	36%	42%
Improve current restroom locations within the park	49%	52%	47%	46%	54%	48%
No Opinion	11%	5%	10%	18%	10%	11%

	Total	Ward				
		1	2	3	4	5
<i>Base</i>						
<i>Unweighted</i>	400	75	60	71	108	86
<i>Weighted</i>	400	82	80	80	77	83
Q13.k 13. Listed below are pairs of possible future changes in...						
Keep park maintenance levels the same at Pioneer Park	41%	44%	37%	44%	44%	36%
Increase park maintenance at Pioneer Park	46%	47%	50%	42%	45%	48%
No Opinion	13%	9%	13%	14%	10%	16%

	Total	Ward				
		1	2	3	4	5
<i>Base</i>						
<i>Unweighted</i>	415	76	61	75	113	90
<i>Weighted</i>	415	83	81	84	80	86
Q14 Dogs are currently not allowed in Pioneer Park (but are a...						
Dog rules are strictly enforced in Pioneer Park	4%	4%	2%	8%	2%	4%
Dog rules are somewhat lenient, and are occasionally enforced in Pioneer Park	15%	18%	8%	12%	22%	17%
Dog rules are rarely enforced in Pioneer Park	30%	30%	34%	32%	29%	27%
Don't Know/Unsure	50%	47%	56%	48%	47%	52%

Pioneer Park Survey Tabulations

	Total	Ward				
		1	2	3	4	5
<i>Base</i>						
<i>Unweighted</i>	411	76	61	74	113	87
<i>Weighted</i>	411	83	81	83	80	84
Q15 How important of an issue is proper enforcement of dog ru...						
Very Important	39%	37%	39%	32%	42%	44%
Moderately Important	24%	29%	26%	20%	20%	24%
Minimally Important	20%	14%	23%	18%	22%	21%
Not Important	18%	20%	11%	30%	15%	11%

	Total	Ward				
		1	2	3	4	5
<i>Base</i>						
<i>Unweighted</i>	407	72	61	71	113	90
<i>Weighted</i>	406	78	81	80	80	86
Q16 A portion of Pioneer Park is currently being used as a di...						
Disk golf should remain in its current form at Pioneer Park	12%	15%	13%	11%	12%	9%
Disk golf should remain at Pioneer Park, but should be redesigned to ensure long-term sustainability of natural resources at the park	19%	21%	15%	23%	23%	13%
Disk golf should remain at Pioneer Park, but should be redesigned to ensure that there is less interference with other recreational activities w...	28%	28%	28%	31%	26%	26%
Disk golf should be removed from Pioneer Park	16%	17%	20%	15%	19%	11%
No Opinion	25%	19%	25%	20%	20%	41%

	Total	Ward				
		1	2	3	4	5
<i>Base</i>						
<i>Unweighted</i>	397	70	61	70	108	88
<i>Weighted</i>	397	76	81	78	77	84
Q17 Would members of your household favor development of a ne...						
Yes	25%	27%	26%	24%	26%	24%
No	34%	44%	34%	41%	27%	26%
Unsure/Don't Know	40%	29%	39%	34%	47%	50%

Pioneer Park Survey Tabulations

	Total	Ward				
		1	2	3	4	5
<i>Base</i>						
<i>Unweighted</i>	394	67	62	72	108	85
<i>Weighted</i>	394	73	82	81	77	82
Q18.a Restroom cleaning						
Very Important	85%	84%	90%	83%	87%	80%
Somewhat Important	9%	12%	5%	8%	10%	12%
Not Important	1%	-	-	1%	-	1%
No Opinion	5%	4%	5%	7%	3%	7%

	Total	Ward				
		1	2	3	4	5
<i>Base</i>						
<i>Unweighted</i>	390	67	60	71	106	86
<i>Weighted</i>	390	73	80	80	75	83
Q18.b Trash collection						
Very Important	84%	93%	83%	77%	81%	85%
Somewhat Important	11%	6%	12%	15%	16%	8%
Not Important	0%	-	-	1%	-	-
No Opinion	4%	1%	5%	6%	3%	7%

	Total	Ward				
		1	2	3	4	5
<i>Base</i>						
<i>Unweighted</i>	381	67	58	70	102	84
<i>Weighted</i>	382	73	77	78	72	81
Q18.c Event and picnic reservation staffing support (set up and tear down support, cleanup, repairs etc)						
Very Important	21%	24%	19%	23%	26%	13%
Somewhat Important	40%	43%	38%	40%	33%	46%
Not Important	28%	22%	34%	27%	28%	25%
No Opinion	11%	10%	9%	10%	12%	15%

Pioneer Park Survey Tabulations

	Total	Ward				
		1	2	3	4	5
<i>Base</i>						
<i>Unweighted</i>	386	68	59	71	104	84
<i>Weighted</i>	387	74	78	80	74	81
Q18.d Tennis court maintenance (court sweeping, crack maintenance, net maintenance, etc)						
Very Important	26%	26%	20%	30%	33%	19%
Somewhat Important	46%	47%	47%	39%	43%	51%
Not Important	15%	15%	12%	20%	10%	18%
No Opinion	14%	12%	20%	11%	14%	12%

	Total	Ward				
		1	2	3	4	5
<i>Base</i>						
<i>Unweighted</i>	390	68	59	71	106	86
<i>Weighted</i>	390	74	78	80	75	83
Q18.e Playground maintenance (regular maintenance of fall zone material, equipment maintenance, etc)						
Very Important	62%	65%	69%	65%	61%	52%
Somewhat Important	28%	29%	24%	21%	33%	34%
Not Important	3%	1%	-	7%	1%	6%
No Opinion	6%	4%	7%	7%	5%	8%

	Total	Ward				
		1	2	3	4	5
<i>Base</i>						
<i>Unweighted</i>	383	66	59	71	103	84
<i>Weighted</i>	384	72	78	80	73	81
Q18.f Parking lot and pathway maintenance (sweep, snow removal, stripe, repair hazards, etc)						
Very Important	39%	41%	54%	32%	31%	36%
Somewhat Important	46%	48%	39%	42%	49%	54%
Not Important	9%	8%	3%	15%	16%	5%
No Opinion	5%	3%	3%	10%	5%	6%

Pioneer Park Survey Tabulations

	Total	Ward				
		1	2	3	4	5
<i>Base</i>						
<i>Unweighted</i>	388	68	59	71	105	85
<i>Weighted</i>	388	74	78	80	75	82
Q18.g Tree care (pruning, planting, removals, etc)						
Very Important	54%	63%	47%	48%	57%	55%
Somewhat Important	38%	34%	42%	42%	37%	34%
Not Important	4%	1%	3%	6%	3%	5%
No Opinion	4%	1%	7%	4%	3%	6%

	Total	Ward				
		1	2	3	4	5
<i>Base</i>						
<i>Unweighted</i>	384	67	58	71	103	85
<i>Weighted</i>	384	73	77	80	73	82
Q18.h Wading Pool upkeep (clean, chlorinate, equipment repair, lifeguards etc)						
Very Important	53%	61%	50%	56%	47%	51%
Somewhat Important	32%	28%	38%	25%	37%	29%
Not Important	6%	7%	-	10%	4%	9%
No Opinion	9%	3%	12%	8%	13%	11%

	Total	Ward				
		1	2	3	4	5
<i>Base</i>						
<i>Unweighted</i>	386	67	59	71	104	85
<i>Weighted</i>	386	73	78	80	74	82
Q18.i Open Space / Turf care and mowing (aerate, trim, fertilize, pest problems, etc)						
Very Important	56%	66%	53%	55%	53%	53%
Somewhat Important	37%	30%	37%	38%	40%	39%
Not Important	2%	-	3%	3%	3%	2%
No Opinion	5%	4%	7%	4%	4%	6%

Pioneer Park Survey Tabulations

	Total	Ward				
		1	2	3	4	5
<i>Base</i>						
<i>Unweighted</i>	387	68	59	71	104	85
<i>Weighted</i>	388	74	78	80	74	82
Q18.j Shrub and flower beds (weed, plant, prune, deadhead, etc)						
Very Important	38%	38%	41%	27%	43%	42%
Somewhat Important	46%	47%	37%	58%	43%	45%
Not Important	11%	12%	15%	11%	8%	7%
No Opinion	5%	3%	7%	4%	6%	6%

	Total	Ward				
		1	2	3	4	5
<i>Base</i>						
<i>Unweighted</i>	384	68	59	70	104	83
<i>Weighted</i>	385	74	78	78	74	80
Q18.k Management of natural areas (debris removal, security pruning, invasive weed control, repair erosion damage)						
Very Important	55%	66%	47%	47%	51%	63%
Somewhat Important	37%	31%	44%	40%	43%	27%
Not Important	4%	-	3%	9%	2%	5%
No Opinion	4%	3%	5%	4%	4%	6%

	Total	Ward				
		1	2	3	4	5
<i>Base</i>						
<i>Unweighted</i>	28	10	3	5	3	7
<i>Weighted</i>	29	11	4	6	2	7
Q18.l Other						
Very Important	50%	80%	33%	20%	33%	43%
Somewhat Important	8%	-	33%	20%	-	-
Not Important	8%	-	-	40%	-	-
No Opinion	34%	20%	33%	20%	67%	57%

Pioneer Park Survey Tabulations

	Total	Ward				
		1	2	3	4	5
<i>Base</i>						
<i>Unweighted</i>	9	4	1	1	1	2
<i>Weighted</i>	9	4	1	1	1	2
Q18_oth Please specify other response:						
Valid	100%	100%	100%	100%	100%	100%

	Total	Ward				
		1	2	3	4	5
<i>Base</i>						
<i>Unweighted</i>	353	60	58	65	94	76
<i>Weighted</i>	355	65	77	73	67	73
Q18.5.a Restroom cleaning						
1	43%	37%	47%	38%	44%	51%
2	15%	15%	12%	22%	17%	9%
3	9%	10%	14%	11%	5%	4%
Not In Top 3	33%	38%	28%	29%	34%	36%

	Total	Ward				
		1	2	3	4	5
<i>Base</i>						
<i>Unweighted</i>	331	58	53	57	90	73
<i>Weighted</i>	332	63	70	64	64	70
Q18.5.b Trash collection						
1	11%	16%	8%	9%	12%	11%
2	33%	31%	42%	23%	30%	37%
3	11%	14%	8%	14%	11%	11%
Not In Top 3	45%	40%	43%	54%	47%	41%

Pioneer Park Survey Tabulations

	Total	Ward				
		1	2	3	4	5
<i>Base</i>						
<i>Unweighted</i>	272	46	43	50	72	61
<i>Weighted</i>	273	50	57	56	51	59
Q18.5.c Event and picnic reservation staffing support (set up and tear down support, cleanup, repairs etc)						
1	2%	2%	-	2%	3%	2%
2	2%	2%	2%	2%	1%	-
3	2%	-	5%	-	3%	2%
Not In Top 3	95%	96%	93%	96%	93%	97%

	Total	Ward				
		1	2	3	4	5
<i>Base</i>						
<i>Unweighted</i>	276	46	43	51	75	61
<i>Weighted</i>	276	50	57	57	53	59
Q18.5.d Tennis court maintenance (court sweeping, crack maintenance, net maintenance, etc)						
1	4%	-	2%	4%	7%	5%
2	2%	2%	2%	6%	1%	-
3	2%	-	2%	4%	5%	-
Not In Top 3	92%	98%	93%	86%	87%	95%

	Total	Ward				
		1	2	3	4	5
<i>Base</i>						
<i>Unweighted</i>	322	58	50	62	81	71
<i>Weighted</i>	325	63	67	69	58	68
Q18.5.e Playground maintenance (regular maintenance of fall zone material, equipment maintenance, etc)						
1	15%	17%	18%	24%	5%	8%
2	12%	9%	6%	15%	14%	17%
3	15%	16%	16%	13%	19%	11%
Not In Top 3	58%	59%	60%	48%	63%	63%

Pioneer Park Survey Tabulations

	Total	Ward				
		1	2	3	4	5
<i>Base</i>						
<i>Unweighted</i>	277	49	44	52	72	60
<i>Weighted</i>	279	53	59	58	51	58
Q18.5.f Parking lot and pathway maintenance (sweep, snow removal, stripe, repair hazards, etc)						
1	1%	2%	-	4%	1%	-
2	3%	6%	2%	-	3%	2%
3	7%	8%	9%	6%	7%	5%
Not In Top 3	89%	84%	89%	90%	89%	93%

	Total	Ward				
		1	2	3	4	5
<i>Base</i>						
<i>Unweighted</i>	295	48	43	55	81	68
<i>Weighted</i>	294	52	57	62	58	65
Q18.5.g Tree care (pruning, planting, removals, etc)						
1	6%	8%	2%	9%	9%	3%
2	7%	8%	5%	13%	4%	6%
3	13%	10%	2%	13%	15%	25%
Not In Top 3	73%	73%	91%	65%	73%	66%

	Total	Ward				
		1	2	3	4	5
<i>Base</i>						
<i>Unweighted</i>	294	50	49	55	75	65
<i>Weighted</i>	297	55	65	62	53	62
Q18.5.h Wading Pool upkeep (clean, chlorinate, equipment repair, lifeguards etc)						
1	5%	6%	6%	4%	7%	2%
2	8%	12%	6%	7%	8%	8%
3	14%	12%	10%	18%	11%	17%
Not In Top 3	73%	70%	78%	71%	75%	74%

Pioneer Park Survey Tabulations

	Total	Ward				
		1	2	3	4	5
<i>Base</i>						
<i>Unweighted</i>	305	50	47	58	82	68
<i>Weighted</i>	305	55	63	65	58	65
Q18.5.i Open Space / Turf care and mowing (aerate, trim, fertilize, pest problems, etc)						
1	9%	12%	6%	12%	9%	4%
2	10%	12%	9%	10%	10%	10%
3	14%	18%	17%	10%	13%	10%
Not In Top 3	68%	58%	68%	67%	68%	75%

	Total	Ward				
		1	2	3	4	5
<i>Base</i>						
<i>Unweighted</i>	270	45	41	50	74	60
<i>Weighted</i>	270	49	55	56	53	58
Q18.5.j Shrub and flower beds (weed, plant, prune, deadhead, etc)						
1	1%	2%	-	-	1%	-
2	3%	4%	2%	4%	3%	3%
3	1%	2%	-	-	3%	2%
Not In Top 3	95%	91%	98%	96%	93%	95%

	Total	Ward				
		1	2	3	4	5
<i>Base</i>						
<i>Unweighted</i>	286	50	43	52	76	65
<i>Weighted</i>	286	55	57	58	54	62
Q18.5.k Management of natural areas (debris removal, security pruning, invasive weed control, repair erosion damage)						
1	6%	12%	2%	6%	1%	8%
2	7%	10%	7%	-	12%	5%
3	11%	10%	9%	13%	13%	9%
Not In Top 3	77%	68%	81%	81%	74%	78%

Pioneer Park Survey Tabulations

	Total	Ward				
		1	2	3	4	5
<i>Base</i>						
<i>Unweighted</i>	49	12	7	6	12	12
<i>Weighted</i>	49	13	9	7	9	12
Q18.5.1 Other						
1	4%	8%	-	-	-	8%
2	4%	8%	-	-	-	8%
3	-	-	-	-	-	-
Not In Top 3	92%	83%	100%	100%	100%	83%

	Total	Ward				
		1	2	3	4	5
<i>Base</i>						
<i>Unweighted</i>	386	69	58	70	105	84
<i>Weighted</i>	386	75	77	78	75	81
Q19.a Formation of a City-wide Special Park District						
Yes	39%	38%	40%	33%	43%	40%
No	30%	29%	29%	37%	24%	29%
Unsure	32%	33%	31%	30%	33%	31%

	Total	Ward				
		1	2	3	4	5
<i>Base</i>						
<i>Unweighted</i>	397	71	58	73	107	88
<i>Weighted</i>	397	77	77	82	76	84
Q19.b Minimal Service Fee on park facility reservations and events						
Yes	51%	41%	55%	52%	58%	48%
No	36%	41%	34%	34%	35%	38%
Unsure	13%	18%	10%	14%	7%	15%

Pioneer Park Survey Tabulations

	Total	Ward				
		1	2	3	4	5
<i>Base</i>						
<i>Unweighted</i>	388	70	58	71	105	84
<i>Weighted</i>	388	76	77	80	75	81
Q19.c Voluntary donation on a monthly City Utility Bill						
Yes	50%	49%	52%	58%	51%	39%
No	35%	30%	38%	34%	32%	40%
Unsure	15%	21%	10%	8%	16%	20%

	Total	Ward				
		1	2	3	4	5
<i>Base</i>						
<i>Unweighted</i>	387	67	54	71	109	86
<i>Weighted</i>	384	73	72	80	77	83
Q19.d Local Option Sales Tax						
Yes	19%	15%	17%	15%	29%	16%
No	67%	69%	76%	68%	53%	72%
Unsure	14%	16%	7%	17%	17%	12%

	Total	Ward				
		1	2	3	4	5
<i>Base</i>						
<i>Unweighted</i>	398	70	60	73	109	86
<i>Weighted</i>	398	76	80	82	77	83
Q19.e Supervised County jail inmate labor						
Yes	64%	57%	68%	66%	65%	65%
No	23%	31%	20%	26%	18%	20%
Unsure	13%	11%	12%	8%	17%	15%

Pioneer Park Survey Tabulations

	Total	Ward				
		1	2	3	4	5
<i>Base</i>						
<i>Unweighted</i>	384	69	54	71	106	84
<i>Weighted</i>	382	75	72	80	75	81
Q19.f Special Levy						
Yes	16%	19%	15%	11%	21%	15%
No	61%	59%	69%	63%	54%	62%
Unsure	22%	22%	17%	25%	25%	23%

	Total	Ward				
		1	2	3	4	5
<i>Base</i>						
<i>Unweighted</i>	61	12	8	12	10	19
<i>Weighted</i>	63	13	11	13	7	18
Q19.g Other Funding Source						
Yes	42%	58%	25%	42%	20%	47%
No	16%	8%	25%	25%	-	16%
Unsure	42%	33%	50%	33%	80%	37%

	Total	Ward				
		1	2	3	4	5
<i>Base</i>						
<i>Unweighted</i>	30	9	2	7	2	10
<i>Weighted</i>	31	10	3	8	1	10
Q19_oth Please specify other funding source:						
Valid	100%	100%	100%	100%	100%	100%

Pioneer Park Survey Tabulations

	Total	Ward				
		1	2	3	4	5
<i>Base</i>						
<i>Unweighted</i>	404	70	61	75	112	86
<i>Weighted</i>	404	76	81	84	80	83
Q20.a Additional Parks in Billings						
Strongly Support	19%	23%	20%	19%	21%	15%
Somewhat Support	36%	33%	41%	37%	39%	31%
Somewhat Oppose	15%	13%	8%	15%	19%	19%
Strongly Oppose	21%	19%	26%	21%	13%	26%
Don't Know/Sure	9%	13%	5%	8%	8%	9%

	Total	Ward				
		1	2	3	4	5
<i>Base</i>						
<i>Unweighted</i>	400	69	61	74	111	85
<i>Weighted</i>	400	75	81	83	79	82
Q20.b Additional Recreational Facilities in Billings						
Strongly Support	19%	23%	23%	18%	22%	11%
Somewhat Support	39%	30%	44%	42%	41%	36%
Somewhat Oppose	13%	19%	3%	8%	11%	22%
Strongly Oppose	18%	13%	25%	19%	14%	19%
Don't Know/Sure	12%	14%	5%	14%	14%	12%

	Total	Ward				
		1	2	3	4	5
<i>Base</i>						
<i>Unweighted</i>	406	70	62	74	114	86
<i>Weighted</i>	405	76	82	83	81	83
Q20.c Increased funding for maintenance of Billings Parks						
Strongly Support	25%	29%	21%	24%	32%	17%
Somewhat Support	39%	36%	47%	35%	32%	48%
Somewhat Oppose	10%	9%	8%	11%	13%	9%
Strongly Oppose	17%	16%	19%	19%	14%	19%
Don't Know/Sure	9%	11%	5%	11%	9%	7%

Pioneer Park Survey Tabulations

	<i>Total</i>	Ward				
		1	2	3	4	5
<i>Base</i>						
<i>Unweighted</i>	405	70	62	74	113	86
<i>Weighted</i>	404	76	82	83	80	83
Q20.d Increased funding for maintenance of Billings recreational facilities						
Strongly Support	20%	21%	19%	15%	26%	17%
Somewhat Support	40%	37%	47%	42%	35%	38%
Somewhat Oppose	14%	14%	11%	14%	15%	15%
Strongly Oppose	16%	16%	16%	18%	14%	19%
Don't Know/Sure	10%	11%	6%	12%	11%	10%

Pioneer Park Survey Tabulations

	Total	Ward				
		1	2	3	4	5
<i>Base</i>	419	74	64	75	115	91
Q21 How many people (including yourself) live in your household?						
1	22%	23%	11%	24%	23%	25%
2	42%	46%	34%	43%	44%	40%
3	16%	15%	20%	19%	15%	14%
4	12%	4%	22%	5%	13%	15%
5	5%	5%	5%	7%	3%	5%
6 or more	3%	7%	8%	3%	1%	-

	Total	Ward				
		1	2	3	4	5
<i>Base</i>	419	74	64	76	114	91
Q22 How many of those people living in your household are und...						
0	70%	66%	55%	74%	78%	71%
1	13%	14%	17%	13%	11%	13%
2	11%	11%	22%	7%	9%	11%
3	4%	5%	3%	5%	3%	4%
4 or more	1%	4%	3%	1%	-	-

	Total	Ward				
		1	2	3	4	5
<i>Base</i>	420	74	64	76	115	91
Q23 Which of the following age categories includes your age?						
18-24	4%	7%	3%	7%	1%	3%
25-34	16%	18%	16%	28%	10%	12%
35-44	13%	12%	25%	12%	7%	15%
45-54	18%	23%	16%	16%	19%	18%
55-64	22%	22%	23%	18%	26%	21%
65 and older	26%	19%	17%	20%	37%	31%

Pioneer Park Survey Tabulations

	<i>Total</i>	Ward				
		1	2	3	4	5
<i>Base</i>	419	73	64	76	116	90
Q24 Did you vote in your last City of Billings election?						
Yes	79%	70%	77%	80%	89%	77%
No	19%	29%	22%	18%	11%	20%
Unsure	1%	1%	2%	1%	-	3%

	<i>Total</i>	Ward				
		1	2	3	4	5
<i>Base</i>	419	74	64	75	115	91
Q25 How many years have you lived in the City of Billings?						
Less than 1 year	1%	1%	2%	3%	1%	-
1 - 3 years	5%	5%	8%	9%	2%	3%
4 - 5 years	5%	8%	3%	4%	4%	5%
6 - 10 years	10%	16%	9%	12%	7%	9%
More than 10 years	79%	69%	78%	72%	86%	82%

	<i>Total</i>	Ward				
		1	2	3	4	5
<i>Base</i>	420	74	63	76	116	91
Q26 What is your gender?						
Male	40%	39%	33%	42%	46%	35%
Female	60%	61%	67%	58%	54%	65%